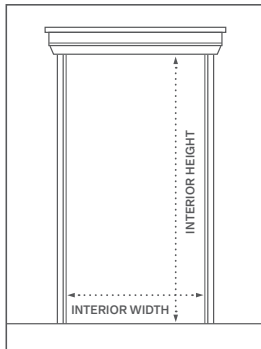
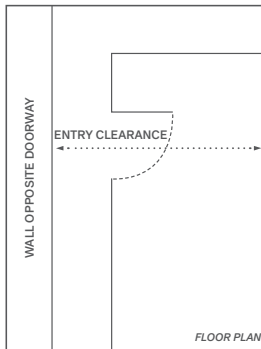


Before purchasing any furniture, it's important to ensure it can fit through all the entryways, elevators and stairways of your home. Follow these steps to ensure efficient delivery and avoid returns.

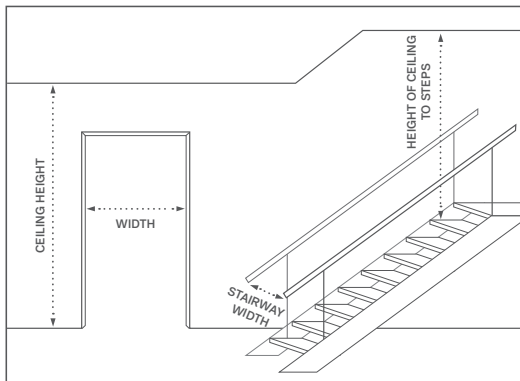
- Determine the best pathway from outside your home to the room where the new item will be placed.
- Make sure all access points are unobstructed and wide enough for the desired item.
- Measure the heights and widths of all entryways, including all stairways and hallways, both inside and outside your home.



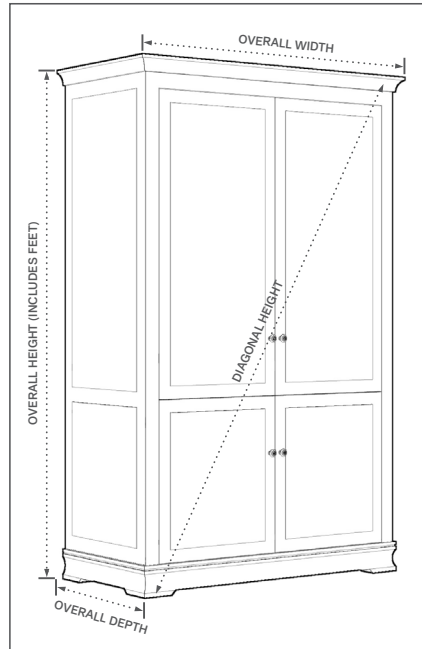
- Measure the interior widths, depths and heights of all elevator doors to be used for delivery.
- Measure your entry clearance – the distance from the wall through the doorway to the opposite wall.



- Don't forget any stairways, banisters or low-hanging fixtures.



- Note the width, depth and height listed on our website. The measurements we provide reflect overall dimensions and include overhangs, angles and outward curves.



☑ Unlimited Furniture Delivery at a low flat rate based on delivery area. See a store associate or our website for details.

At Restoration Hardware, we take pride in the exceptional quality and craftsmanship of our furniture. Our attention to detail in design, material and construction is unyielding. And so is our commitment to customer satisfaction.

We carefully inspect each furniture item prior to shipment, and also require your inspection and signature upon delivery. Should you discover a defect in your furniture, however, please contact us at 800.762.1005 immediately. Furniture that is refused because it does not fit through an entryway will be refunded in merchandise or store credit only. Visit [rh.com](http://rh.com) for more information on returns.

Please call Customer Service at 800.762.1005 with any questions you may have.