FABRIC CARE INSTRUCTIONS

RH

BELGIAN LINEN



- **Basic Care.** Spills will bead on fabrics with an Alta stain-repellent finish. Blot spills gently with a clean, dry, absorbent cloth. Allow the cloth to absorb the liquid.
- **Stubborn stains**. Dampen cloth with warm water and blot the spill gently. Do not rub. Frequently change and dampen the cloth surface with warm water and repeat blotting. Air dry.
- **Stubborn stains such as olive oil and ketchup, or stains that have dried on the fabric.** Dampen a cloth with warm water and place a drop of mild dish soap onto the cloth. Blot the stain and rotate the cloth surface to absorb the stain. Use a clean, damp cloth to blot and remove dish soap residue. Air dry.
- **Red wine and whiskey.** Dampen a cloth with warm water and place a drop of mild laundry detergent. Blot the stain and rotate the cloth surface to absorb the stain. Use a clean, damp cloth to blot and remove laundry detergent residue. Air dry.
- Avoid the use of bleach or harsh chemicals. Do not dry clean or steam iron.

BELGIAN LINEN BASKET WEAVE



- **Basic Care.** Spills will bead on fabrics with an Alta stain-repellent finish. Blot spills gently with a clean, dry, absorbent cloth. Allow the cloth to absorb the liquid.
- **Stubborn stains.** Dampen cloth with warm water and blot the spill gently. Do not rub. Frequently change and dampen the cloth surface with warm water and repeat blotting. Air dry.
- **Stubborn stains such as olive oil and ketchup, or stains that have dried on the fabric.** Dampen a cloth with warm water and place a drop of mild dish soap onto the cloth. Blot the stain and rotate the cloth surface to absorb the stain. Use a clean, damp cloth to blot and remove dish soap residue. Air dry.
- **Red wine and whiskey**. Dampen a cloth with warm water and place a drop of mild laundry detergent. Blot the stain and rotate the cloth surface to absorb the stain. Use a clean, damp cloth to blot and remove laundry detergent residue. Air dry.
- Avoid the use of bleach or harsh chemicals. Do not dry clean or steam iron.

LAUNDERED BELGIAN LINEN



- Fully washable up to 100°F/40°C.
- May be dry cleaned.
- For spot cleaning, use a mild detergent and blot the stain with a dry, clean paper towel or cloth. Wet as needed and do not rub. Ironing may be needed to reactivate stain repellency.
- Do not use bleach.

HOLLAND & SHERRY WOOL TWILL



- Dry clean only.
- Do not use bleach, water or steam.
- Dab spills quickly with a soft cloth.

FABRIC CARE INSTRUCTIONS

HOLLAND & SHERRY WOOL BOUCLÉ



- Dry clean only.
- Do not use bleach, water or steam.
- Dab spills quickly with a soft cloth.

ITALIAN BOUCLÉ



- Dry clean only.
- Do not use bleach, water or steam.
- Spot clean only with a water-free dry-cleaning solvent.

ITALIAN MERINO WOOL VELVET



- Dab spills quickly with a soft cloth.
- Treat stains as follows:
  - For dry stains, use alcohol, then dry clean.
  - For oily stains, use AVIO solvent, then dry clean.
  - For water-based stains, use soap and hot water, then dry clean.
- Vacuum with upholstery attachment to remove dust and dirt.
- Professional cleaning is recommended.

ITALIAN TEXTURED BOUCLÉ



- Professional dry cleaning recommended.
- Do not use bleach or steam.
- Vacuum with upholstery attachment to remove dust and dirt.
- For liquid spills, blot gently with a clean, dry, white, absorbent cloth. Do not rub the liquid in.
- For stubborn stains or stains that have dried on the fabric, dampen a cloth with warm water and place a drop of mild dish soap onto the cloth. Blot the stain and rotate the cloth surface to absorb the stain. Use a clean, damp cloth to blot and remove dish soap residue. Air dry.
- If stains persist, use a solvent-based cleaner.

PERFORMANCE LINEN WEAVE



- Blot spills lightly with a dry towel or sponge.
- For water- or oil-based stains:
  - Remove thicker substances with a spoon.
  - Mix 3/4 teaspoon of enzyme-based laundry detergent or dish soap with 16 ounces of warm water.
  - Mist solution onto fabric using a spray bottle. Work into stain using a soft brush, moving from the outside in and brushing lightly to avoid breaking fibers.
  - Rinse with water and blot excess moisture with a clean towel. Repeat (spray, brush, rinse, blot) if needed and allow fabric to air dry.
- For stubborn stains, professional dry cleaning is recommended.