

RESTORATION HARDWARE

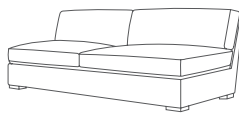
SECTIONALS GUIDE

SECTIONAL COMPONENTS

Our sectionals are composed of the following pieces: an “armless” chair or sofa; a “left-arm” chaise, sofa or corner sofa; and/or a “right-arm” chaise, sofa or corner sofa. Each component is named by the position of the arm *as you face the piece*:



Armless Chair



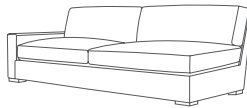
Armless Sofa



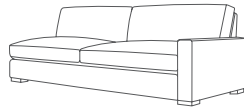
Left-Arm Chaise



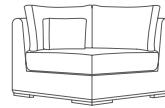
Right-Arm Chaise



Left-Arm Sofa



Right-Arm Sofa



Corner Chair

SECTIONAL SET CONFIGURATIONS

Restoration Hardware Home sectionals are sold as complete sets. As with individual components (see above), sectionals are named by the position of the arm on the identifying piece, *as you face the set*:



Right-Arm Sofa Chaise Sectional

Consists of (L to R):

1 Left-Arm Sofa and 1 Right-Arm Chaise

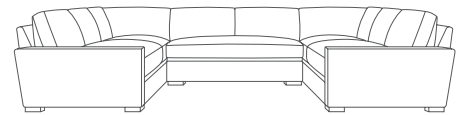
Left-Arm Sofa Chaise Sectional also available



U-Chaise Sectional*

Consists of (L to R):


1 Left-Arm Chaise, 1 Armless Sofa
and 1 Right-Arm Chaise



U-Sofa Sectional*

Consists of (L to R):

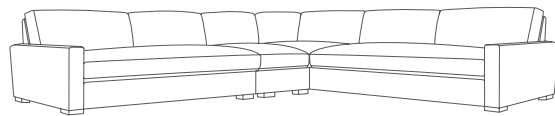
1 Left-Arm Sofa, 1 Corner Chair, 1 Armless Sofa,
1 Corner Chair and 1 Right-Arm Sofa



Corner Sectional*

Consists of (L to R):

1 Left-Arm Sofa, 1 Corner Chair and 1 Right-Arm Sofa



Right-Arm L Sectional*

Consists of (L to R):

1 Left-Arm Sofa, 1 Armless Chair, 1 Corner Chair and 1 Right-Arm Sofa

Left-Arm L Sectional also available

**May not be applicable to all collections.*

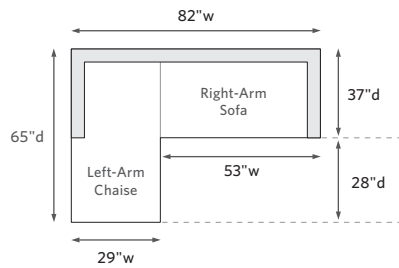
*For Restoration Hardware Outdoor & Garden sectionals, please visit rh.com
or contact a store or customer service associate.*

RESTORATION HARDWARE

THE PETITE MAXWELL UPHOLSTERED COLLECTION

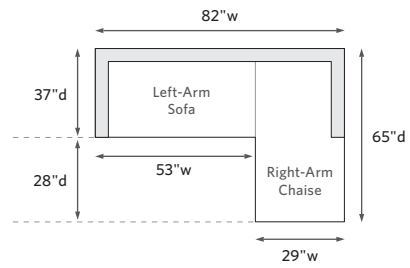
LEFT-ARM SOFA CHAISE SECTIONAL

Petite Left-Arm Sofa Chaise: Overall



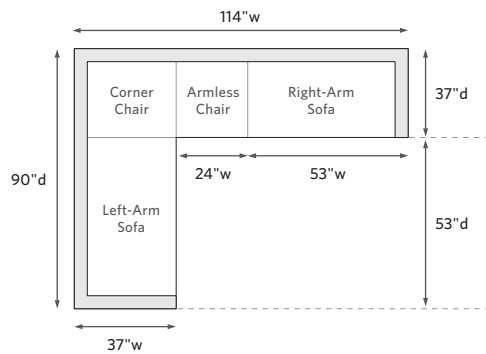
RIGHT-ARM SOFA CHAISE SECTIONAL

Petite Right-Arm Sofa Chaise: Overall



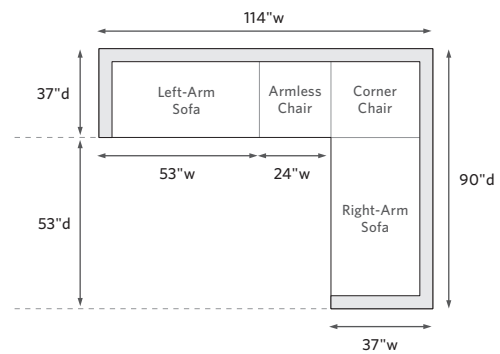
LEFT-ARM L SECTIONAL

Petite Left-Arm L Sectional: Overall



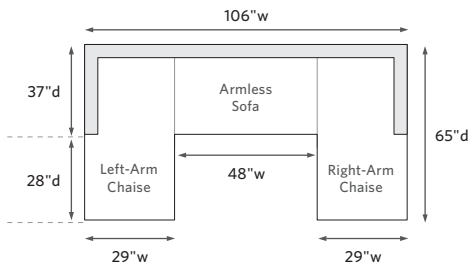
RIGHT-ARM L SECTIONAL

Petite Right-Arm L Sectional: Overall



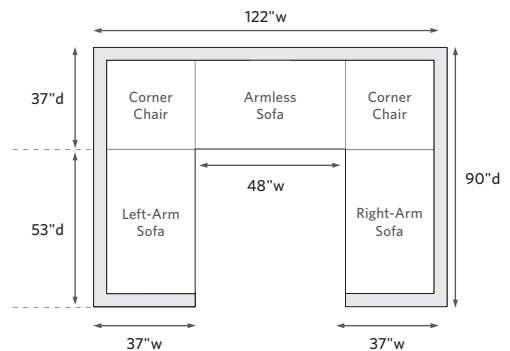
U-CHAISE SECTIONAL

Petite U-Chaise Sectional: Overall



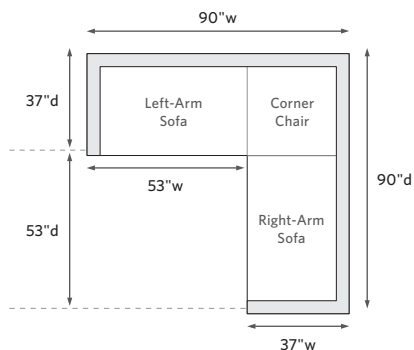
U-SOFA SECTIONAL

Petite U-Sofa Sectional: Overall



CORNER SECTIONAL

Petite Corner Sectional: Overall



*Minimum clearance needed for delivery: 28"

RESTORATION HARDWARE

MEASURING FURNITURE FOR DELIVERY

Before purchasing any furniture, it's important to ensure it can fit through all the entryways, elevators and stairways of your home. Follow these steps to ensure efficient delivery and avoid returns.

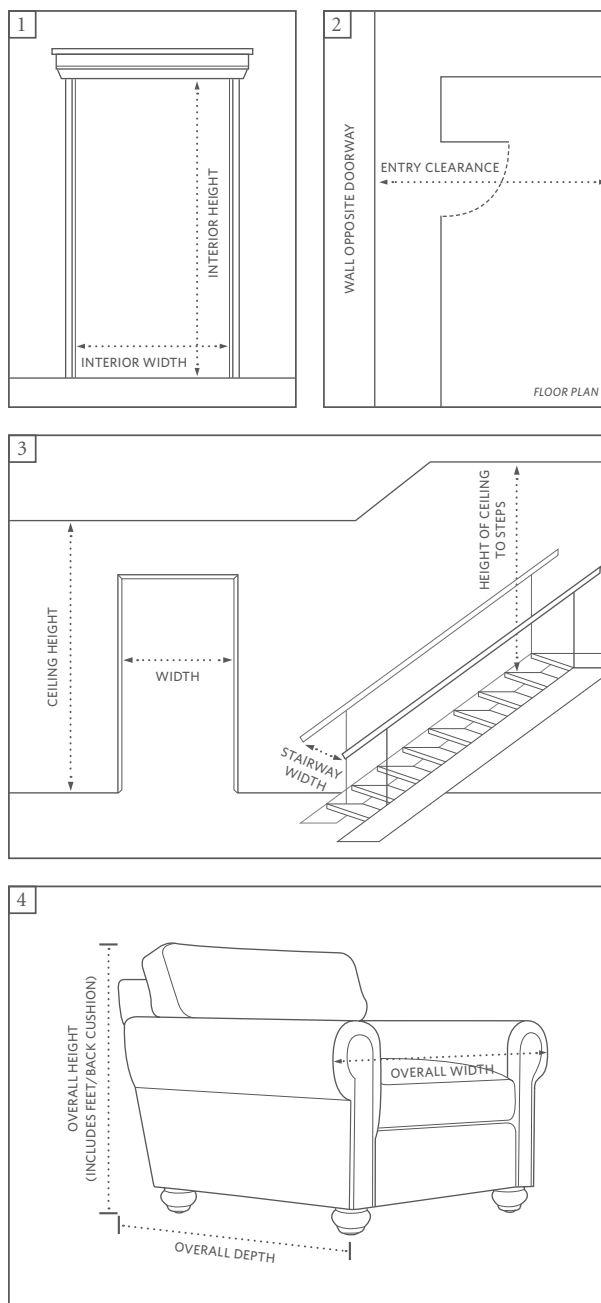
- Determine the best pathway from outside your home to the room where the new item will be placed.
- Make sure all access points are unobstructed and wide enough for the desired item.
- Measure the heights and widths of all entryways, including all stairways and hallways, both inside and outside your home (see 1).
- Measure the interior widths, depths and heights of all elevator doors to be used for delivery.
- Measure your entry clearance – the distance from the wall through the doorway to the opposite wall (see 2).
- Factor in all corners, ceiling height, stairways (heights, widths, angles, bannisters), and low-hanging fixtures. Also account for any architectural details (see 3).
- Compare your measurements from above to the item's "minimum clearance" measurement online.
- To ensure successful delivery, the item's minimum clearance measurement must not exceed the height or width of any of the entryways (elevators and stairways included) to be used for delivery.
- Note that the furniture measurements we provide reflect overall dimensions, and overhangs, angles and outward curves will be included (see 4).

☐ Unlimited Furniture Delivery at a low flat rate based on delivery area. See a store associate or our website for details.

At Restoration Hardware, we take pride in the exceptional quality and craftsmanship of our furniture. Our attention to detail in design, material and construction is unyielding. And so is our commitment to customer satisfaction.

We carefully inspect each furniture item prior to shipment, and also require your inspection and signature upon delivery. Should you discover a defect in your furniture, however, please contact us at 800.910.9836 immediately. Furniture that is refused because it does not fit through an entryway will be refunded in merchandise or store credit only. Visit restorationhardware.com for more information on returns.

Please call Customer Service at 800.910.9836 with any questions you may have.



RESTORATION HARDWARE

THE PETITE MAXWELL UPHOLSTERED COLLECTION

Available in 68 stain-resistant fabrics and 13 premium leathers. See website for delivery to Canada, pricing and additional views.

All dimensions are given in inches. See the attached "Dimensions Diagram" sheet for more information on the keys used in this chart.

PETITE MAXWELL	OVERALL WIDTH A	OVERALL DEPTH B	OVERALL HEIGHT C	FRAME HEIGHT D	SEAT HEIGHT E	ARM HEIGHT F	FOOT HEIGHT G	SEAT HEIGHT (FLOOR TO CUSHION SEAM) H	SEAT HEIGHT (FLOOR TO FRAME) I	INSIDE SEAT WIDTH J	INSIDE SEAT DEPTH W/ BACK CUSHION K	INSIDE SEAT DEPTH W/O BACK CUSHION L	INSIDE BACK HEIGHT W/ SEAT & BACK CUSHIONS M	INSIDE BACK HEIGHT W/ SEAT CUSHION N	INSIDE BACK HEIGHT W/O SEAT OR BACK CUSHION O	ARM HEIGHT W/ SEAT CUSHION ON SEAT P	ARM HEIGHT W/O SEAT CUSHION Q	ARM WIDTH R	SLEEPER DEPTH OVERALL T	SLEEPER DEPTH INSIDE U	DIAGONAL CLEARANCE S	MINIMUM CLEARANCE NEEDED FOR DELIVERY
72" PETITE SOFA	72	36	31	28½	19	20¾	1¾	16¾	10½	73	20½	28¾	12½	10	21	3	12½	5	-	-	28	28
84" PETITE SOFA	84	36	31	28½	19	20¾	1¾	16¾	10½	85	20½	28¾	12½	10	21	3	12½	5	-	-	28	28
96" PETITE SOFA	96	36	31	28½	19	20¾	1¾	16¾	10½	97	20½	28¾	12½	10	21	3	12½	5	-	-	28	28
112" PETITE SOFA	108	36	31	28½	19	20¾	1¾	16¾	10½	109	20½	28¾	12½	10	21	3	12½	5	-	-	28	28
PETITE ARMLESS SOFA	48	37	31	28½	19	20¾	1¾	16¾	10½	48	20½	28¾	12½	10	21	3	12½	5	-	-	28	28
PETITE LEFT-ARM SOFA	53	37	31	28½	19	20¾	1¾	16¾	10½	48	20½	28¾	12½	10	21	3	12½	5	-	-	28	28
PETITE RIGHT-ARM SOFA	53	37	31	28½	19	20¾	1¾	16¾	10½	22½	20½	28¾	12½	10	21	3	12½	5	-	-	28	28
PETITE CHAIR	33	36	31	28½	19	20¾	1¾	16¾	10½	24	20½	28¾	12½	10	21	-	12½	5	-	-	28	28
PETITE ARMLESS CHAIR	24	37	31	28½	19	20¾	1¾	16¾	10½	23	20½	28¾	12½	10	21	-	12½	5	-	-	28	28
PETITE CORNER CHAIR	37	37	31	28½	19	20¾	1¾	16¾	10½	24	20½	28¾	12½	10	21	3	12½	5	-	-	28	28
PETITE LEFT-ARM CHAISE	29	65	31	28½	19	20¾	1¾	16¾	10½	24	20½	28¾	12½	10	21	3	12½	5	-	-	28	28
PETITE RIGHT-ARM CHAISE	29	65	31	28½	19	20¾	1¾	16¾	10½	24	20½	28¾	12½	10	21	3	12½	5	-	-	28	28

RESTORATION HARDWARE

THE PETITE MAXWELL UPHOLSTERED COLLECTION

Available in 68 stain-resistant fabrics and 13 premium leathers. See website for delivery to Canada, pricing and additional views.

All dimensions are given in inches. See the attached "Dimensions Diagram" sheet for more information on the keys used in this chart.

PETITE MAXWELL	OVERALL WIDTH A	OVERALL DEPTH B	OVERALL HEIGHT C	FRAME HEIGHT D	SEAT HEIGHT E	ARM HEIGHT F	FOOT HEIGHT G	SEAT HEIGHT (FLOOR TO CUSHION SEAM) H	SEAT HEIGHT (FLOOR TO FRAME) I	INSIDE SEAT WIDTH J	INSIDE SEAT DEPTH W/ BACK CUSHION K	INSIDE SEAT DEPTH W/O BACK CUSHION L	INSIDE BACK HEIGHT W/ SEAT & BACK CUSHIONS M	INSIDE BACK HEIGHT W/ SEAT CUSHION N	INSIDE BACK HEIGHT W/O SEAT OR BACK CUSHION O	ARM HEIGHT W/ SEAT CUSHION ON SEAT P	ARM HEIGHT W/O SEAT CUSHION Q	ARM WIDTH R	SLEEPER DEPTH OVERALL T	SLEEPER DEPTH INSIDE U	DIAGONAL CLEARANCE S	MINIMUM CLEARANCE NEEDED FOR DELIVERY
PETITE OTTOMAN	32¾	22¾	17	17	17	-	1¾	-	-	-	-	-	-	-	-	-	12½	5	-	-	17	17
PETITE LEFT-ARM SOFA CHAISE	82	65	31	28½	19	20¾	1¾	16¾	10½	-	-	-	-	-	-	3	12½	5	-	-	28	28
PETITE RIGHT-ARM SOFA CHAISE	82	65	31	28½	19	20¾	1¾	16¾	10½	-	-	-	-	-	-	3	12½	5	-	-	28	28
PETITE L SECTIONAL	114	90	31	28½	19	20¾	1¾	16¾	10½	-	-	-	-	-	-	3	12½	5	-	-	28	28
PETITE U-CHAISE SECTIONAL	106	65	31	28½	19	20¾	1¾	16¾	10½	-	-	-	-	-	-	3	12½	5	-	-	28	28
PETITE U-SOFA SECTIONAL	122	90	31	28½	19	20¾	1¾	16¾	10½	-	-	-	-	-	-	3	12½	5	-	-	28	28
PETITE CORNER SECTIONAL	90	90	31	28½	19	20¾	1¾	16¾	10½	-	-	-	-	-	-	3	12½	5	-	-	28	28

See the “Dimensions Sheet” for the measurements that correspond with the letters below.

