

RESTORATION HARDWARE

BELGIAN CAMELBACK SLIPCOVERED & UPHOLSTERED COLLECTION



5' Sofa



6', 7', 8', 9' and 10' Sofa



Chair* and Swivel Chair



Ottoman



Daybed Sofa



Chaise



Left-Arm Sofa Chaise Sectional



Right-Arm Sofa Chaise Sectional

FEATURES

Our European-inspired take on the classic sofa redefines it for a new age. Low to the ground, deep in profile and sleekly streamlined, it offers casual yet sophisticated appeal. Now available in slipcovered and upholstered styles.

- Available in 72 stain-resistant fabrics and 11 leathers
- Offered in upholstered and slipcovered styles; upholstered styles have no skirt
- Available in 36" and 40" depths
- Kiln-dried hardwood, double-doweled frames
- 8-way hand-tied spring suspension for superior durability, comfort and quality
- Traditional roll arms are sized for comfortable sitting or snoozing
- Deep seats offer sink-in comfort, while spacious proportions encourage long-term occupancy
- Loose back cushions and a single bench seat cushion
- Choose standard fill (polyfiber wrapped around a 4½"-thick foam core) or down-feather fill (80% feather, 20% down around a 3½"-thick foam core)
- Coordinating back cushions are all polyfiber or all feathers and down
- Connectors are included with all sectionals to help keep furniture in place

FABRIC CARE

Dust or vacuum regularly to help keep fabric looking new. Avoid direct sunlight and heat to prevent premature fading. Dab spills immediately with soft white cloth dampened with distilled water. Do not use tap water or detergents to clean. Do not wash or dry clean cushions or pillowcases separately as it could cause a slight variation in color.

Professional upholstery cleaning is recommended. Belgian Linen, Army Duck and Brushed Linen Cotton Slipcovers can be dry cleaned or machine washed in a commercial washer on cold and hung to dry; Vintage Velvet Slipcovers can be dry cleaned.

SWATCHES

Complimentary swatches available online, in stores or by calling 800.816.0901.

DELIVERY

*Stocked slipcovered in Sand Belgian Linen (shown) and Spruce Belgian Linen, with down-feather fill; 1-2 week delivery. All other options are custom order; 6-8 week delivery. See our website for delivery to Canada, pricing and additional views.

@ **Unlimited Furniture Delivery** at a low flat rate based on delivery area. See a store associate or our website for details.

RESTORATION HARDWARE

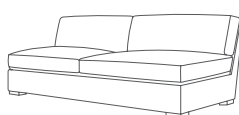
SECTIONALS GUIDE

SECTIONAL COMPONENTS

Our sectionals are composed of the following pieces: an “armless” chair or sofa; a “left-arm” chaise, sofa or corner sofa; and/or a “right-arm” chaise, sofa or corner sofa. Each component is named by the position of the arm *as you face the piece*:



Armless Chair



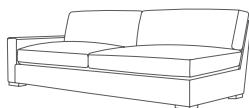
Armless Sofa



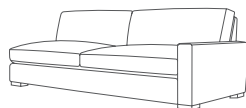
Left-Arm Chaise



Right-Arm Chaise



Left-Arm Sofa



Right-Arm Sofa



Corner Chair

SECTIONAL SET CONFIGURATIONS

Restoration Hardware Home sectionals are sold as complete sets. As with individual components (see above), sectionals are named by the position of the arm on the identifying piece, *as you face the set*:



Right-Arm Sofa Chaise Sectional

Consists of (L to R):

1 Left-Arm Sofa and 1 Right-Arm Chaise

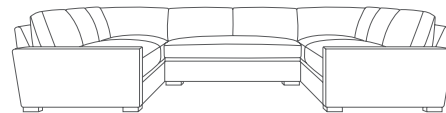
Left-Arm Sofa Chaise Sectional also available



U-Chaise Sectional*

Consists of (L to R):

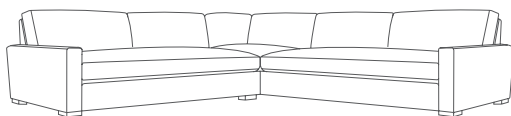
1 Left-Arm Chaise, 1 Armless Sofa
and 1 Right-Arm Chaise



U-Sofa Sectional*

Consists of (L to R):

1 Left-Arm Sofa, 1 Corner Chair, 1 Armless Sofa,
1 Corner Chair and 1 Right-Arm Sofa



Corner Sectional*

Consists of (L to R):

1 Left-Arm Sofa, 1 Corner Chair and 1 Right-Arm Sofa



Right-Arm L Sectional*

Consists of (L to R):

1 Left-Arm Sofa, 1 Armless Chair, 1 Corner Chair and 1 Right-Arm Sofa

Left-Arm L Sectional also available

**May not be applicable to all collections.*

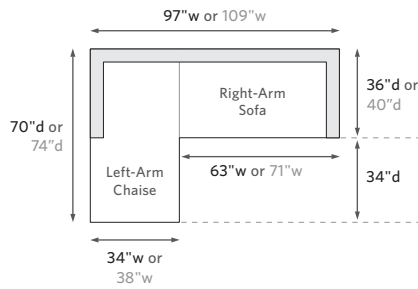
*For Restoration Hardware Outdoor & Garden sectionals, please visit restorationhardware.com
or contact a store or customer service associate.*

RESTORATION HARDWARE

BELGIAN CAMELBACK COLLECTION

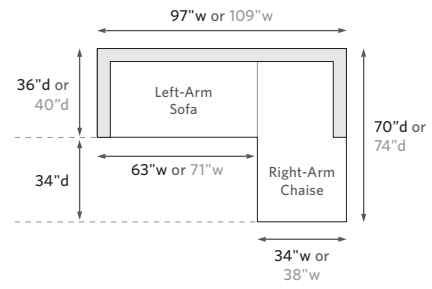
LEFT-ARM SOFA CHAISE SECTIONAL

97" Left-Arm Sofa Chaise: 97"w x 70"d x 33"h Overall
109" Left-Arm Sofa Chaise: 109"w x 74"d x 33"h Overall



RIGHT-ARM SOFA CHAISE SECTIONAL

97" Right-Arm Sofa Chaise: 97"w x 70"d x 33"h Overall
109" Right-Arm Sofa Chaise: 109"w x 74"d x 33"h Overall



RESTORATION HARDWARE

MEASURING FURNITURE FOR DELIVERY

Before purchasing any furniture, it's important to ensure it can fit through all the entryways, elevators and stairways of your home. Follow these steps to ensure efficient delivery and avoid returns.

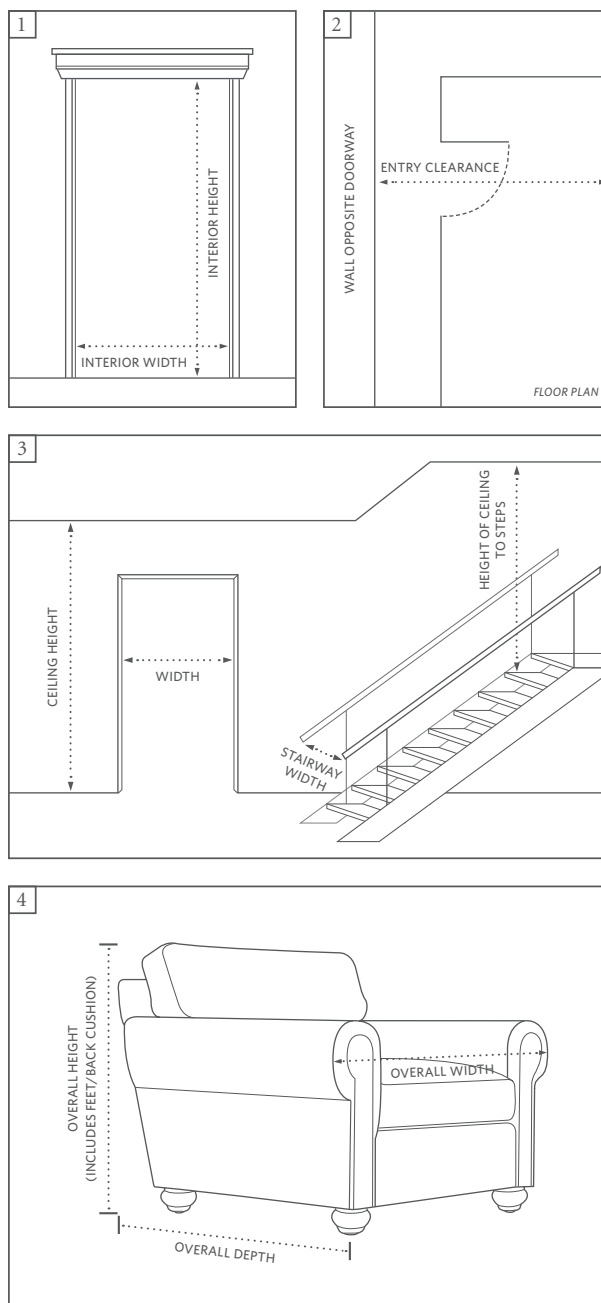
- Determine the best pathway from outside your home to the room where the new item will be placed.
- Make sure all access points are unobstructed and wide enough for the desired item.
- Measure the heights and widths of all entryways, including all stairways and hallways, both inside and outside your home (see 1).
- Measure the interior widths, depths and heights of all elevator doors to be used for delivery.
- Measure your entry clearance – the distance from the wall through the doorway to the opposite wall (see 2).
- Factor in all corners, ceiling height, stairways (heights, widths, angles, bannisters), and low hanging fixtures. Also account for any architectural details (see 3).
- Compare your measurements from above to the item's "minimum clearance" measurement online.
- To ensure successful delivery, the item's minimum clearance measurement must not exceed the height or width of any of the entryways (elevators and stairways included) to be used for delivery.
- Note that the furniture measurements we provide reflect overall dimensions, and overhangs, angles and outward curves will be included (see 4).

☐ Unlimited Furniture Delivery at a low flat rate based on delivery area. See a store associate or our website for details.

At Restoration Hardware, we take pride in the exceptional quality and craftsmanship of our furniture. Our attention to detail in design, material and construction is unyielding. And so is our commitment to customer satisfaction.

We carefully inspect each furniture item prior to shipment, and also require your inspection and signature upon delivery. Should you discover a defect in your furniture, however, please contact us at 800.910.9836 immediately. Furniture that is refused because it does not fit through an entryway will be refunded in merchandise or store credit only. Visit restorationhardware.com for more information on returns.

Please call Customer Service at 800.910.9836 with any questions you may have.



RESTORATION HARDWARE

BELGIAN CAMELBACK COLLECTION

Available slipcovered or upholstered in 72 stain-resistant fabrics and 11 premium leathers. See website for delivery to Canada, pricing and additional views.

All dimensions are given in inches. See the attached "Dimensions Diagram" sheet for more information on the keys used in this chart.

CAMELBACK COLLECTION	OVERALL WIDTH [A]	OVERALL DEPTH [B]	OVERALL HEIGHT [C]	FRAME HEIGHT [D]	SEAT HEIGHT [E]	ARM HEIGHT [F]	FOOT HEIGHT [G]	SEAT HEIGHT (FLOOR TO CUSHION SEAM) [H]	SEAT HEIGHT (FLOOR TO FRAME) [I]	INSIDE SEAT WIDTH [J]	INSIDE SEAT DEPTH W/ BACK CUSHION [K]	INSIDE SEAT DEPTH W/O BACK CUSHION [L]	INSIDE BACK HEIGHT W/ SEAT & BACK CUSHIONS [M]	INSIDE BACK HEIGHT W/ SEAT CUSHION [N]	INSIDE BACK HEIGHT W/O SEAT OR BACK CUSHION [O]	ARM HEIGHT W/ SEAT CUSHION ON SEAT [P]	ARM HEIGHT W/O SEAT CUSHION [Q]	ARM WIDTH [R]	SLEEPER DEPTH OVERALL [T]	SLEEPER DEPTH INSIDE [U]	DIAGONAL CLEARANCE [S]	MINIMUM CLEARANCE NEEDED FOR DELIVERY
5' CLASSIC SOFA	60	36	33	33	20	26	2	16	12	46	27	27	13	13	21	6	15	7	-	-	26	26
5' LUXE SOFA	60	40	33	33	20	26	2	16	12	46	31	31	13	13	21	6	15	7	-	-	26	26
6' CLASSIC SOFA	72	36	33	33	20	26	2	16	12	58	27	27	13	13	21	6	15	7	-	-	26	26
6' LUXE SOFA	72	40	33	33	20	26	2	16	12	58	31	31	13	13	21	6	15	7	-	-	26	26
7' CLASSIC SOFA	84	36	33	33	20	26	2	16	12	70	27	27	13	13	21	6	15	7	-	-	26	26
7' LUXE SOFA	84	40	33	33	20	26	2	16	12	70	31	31	13	13	21	6	15	7	-	-	26	26
8' CLASSIC SOFA	96	36	33	33	20	26	2	16	12	82	27	27	13	13	21	6	15	7	-	-	26	26
8' LUXE SOFA	96	40	33	33	20	26	2	16	12	82	31	31	13	13	21	6	15	7	-	-	26	26
9' CLASSIC SOFA	108	36	33	33	20	26	2	16	12	94	27	27	13	13	21	6	15	7	-	-	26	26
9' LUXE SOFA	108	40	33	33	20	26	2	16	12	94	31	31	13	13	21	6	15	7	-	-	26	26
10' CLASSIC SOFA	120	36	33	33	20	26	2	16	12	106	27	27	13	13	21	6	15	7	-	-	26	26
10' LUXE SOFA	120	40	33	33	20	26	2	16	12	106	31	31	13	13	21	6	15	7	-	-	26	26
CLASSIC LEFT-ARM SOFA	63	36	33	33	20	26	2	16	12	56	27	27	13	13	21	6	15	7	-	-	26	26

RESTORATION HARDWARE

BELGIAN CAMELBACK COLLECTION

Available slipcovered or upholstered in 72 stain-resistant fabrics and 11 premium leathers. See website for delivery to Canada, pricing and additional views.

All dimensions are given in inches. See the attached "Dimensions Diagram" sheet for more information on the keys used in this chart.

CAMELBACK COLLECTION	OVERALL WIDTH [A]	OVERALL DEPTH [B]	OVERALL HEIGHT [C]	FRAME HEIGHT [D]	SEAT HEIGHT [E]	ARM HEIGHT [F]	FOOT HEIGHT [G]	SEAT HEIGHT (FLOOR TO CUSHION SEAM) [H]	SEAT HEIGHT (FLOOR TO FRAME) [I]	INSIDE SEAT WIDTH [J]	INSIDE SEAT DEPTH W/ BACK CUSHION [K]	INSIDE SEAT DEPTH W/O BACK CUSHION [L]	INSIDE BACK HEIGHT W/ SEAT & BACK CUSHIONS [M]	INSIDE BACK HEIGHT W/ SEAT CUSHION [N]	INSIDE BACK HEIGHT W/O SEAT OR BACK CUSHION [O]	ARM HEIGHT W/ SEAT CUSHION ON SEAT [P]	ARM HEIGHT W/O SEAT CUSHION [Q]	ARM WIDTH [R]	SLEEPER DEPTH OVERALL [T]	SLEEPER DEPTH INSIDE [U]	DIAGONAL CLEARANCE [S]	MINIMUM CLEARANCE NEEDED FOR DELIVERY
LUXE LEFT-ARM SOFA	71	40	33	33	20	26	2	16	12	64	31	31	13	13	21	6	15	7	-	-	26	26
CLASSIC RIGHT-ARM SOFA	63	36	33	33	20	26	2	16	12	56	27	27	13	13	21	6	15	7	-	-	26	26
LUXE RIGHT-ARM SOFA	71	40	33	33	20	26	2	16	12	64	31	31	13	13	21	6	15	7	-	-	26	26
CLASSIC CHAIR	43	36	31	31	20	26	2	16	12	29	27	27	11	11	19	6	15	7	-	-	26	26
LUXE CHAIR	43	40	31	31	20	26	2	16	12	29	31	31	11	11	19	6	15	7	-	-	26	26
CLASSIC SWIVEL CHAIR	43	36	31	31	20	26	2	16	12	29	27	27	11	11	19	6	15	7	-	-	26	26
LUXE SWIVEL CHAIR	43	40	31	31	20	26	2	16	12	29	31	31	11	11	19	6	15	7	-	-	26	26
CHAISE	43	74	33	33	20	26	2	16	12	29	65	65	11	11	19	6	15	7	-	-	26	26
CLASSIC LEFT-ARM CHAISE	34	70	31	31	20	26	2	16	12	27	62	62	11	11	19	6	15	7	-	-	26	26
LUXE LEFT-ARM CHAISE	38	74	31	31	20	26	2	16	12	31	65	65	11	11	19	6	15	7	-	-	26	26
CLASSIC RIGHT-ARM CHAISE	34	70	31	31	20	26	2	16	12	27	62	62	11	11	19	6	15	7	-	-	26	26
LUXE RIGHT-ARM CHAISE	38	74	31	31	20	26	2	16	12	31	65	65	11	11	19	6	15	7	-	-	26	26
DAYBED	96	60	33	33	20	26	2	16	12	82	51	51	13	13	21	6	15	7	-	-	26	26

RESTORATION HARDWARE

BELGIAN CAMELBACK COLLECTION

Available slipcovered or upholstered in 72 stain-resistant fabrics and 11 premium leathers. See website for delivery to Canada, pricing and additional views.

All dimensions are given in inches. See the attached "Dimensions Diagram" sheet for more information on the keys used in this chart.

CAMELBACK COLLECTION	OVERALL WIDTH A	OVERALL DEPTH B	OVERALL HEIGHT C	FRAME HEIGHT D	SEAT HEIGHT E	ARM HEIGHT F	FOOT HEIGHT G	SEAT HEIGHT (FLOOR TO CUSHION SEAM) H	SEAT HEIGHT (FLOOR TO FRAME) I	INSIDE SEAT WIDTH J	INSIDE SEAT DEPTH W/ BACK CUSHION K	INSIDE SEAT DEPTH W/O BACK CUSHION L	INSIDE BACK HEIGHT W/ SEAT & BACK CUSHIONS M	INSIDE BACK HEIGHT W/ SEAT CUSHION N	INSIDE BACK HEIGHT W/O SEAT OR BACK CUSHION O	ARM HEIGHT W/ SEAT CUSHION ON SEAT P	ARM HEIGHT W/O SEAT CUSHION Q	ARM WIDTH R	SLEEPER DEPTH OVERALL T	SLEEPER DEPTH INSIDE U	DIAGONAL CLEARANCE S	MINIMUM CLEARANCE NEEDED FOR DELIVERY
OTTOMAN	40	33	20	20	20	-	2	16	12	40	-	-	-	-	-	-	-	-	-	-	20	20
97" CLASSIC LEFT-ARM SOFA CHAISE	97	70	33	33	20	26	2	16	12	-	27	27	13	13	21	6	15	7	-	-	26	26
109" LUXE LEFT-ARM SOFA CHAISE	109	74	33	33	20	26	2	16	12	-	31	31	13	13	21	6	15	7	-	-	26	26
97" CLASSIC RIGHT-ARM SOFA CHAISE	97	70	33	33	20	26	2	16	12	-	27	27	13	13	21	6	15	7	-	-	26	26
109" LUXE RIGHT-ARM SOFA CHAISE	109	74	33	33	20	26	2	16	12	-	31	31	13	13	21	6	15	7	-	-	26	26

See the “Dimensions Sheet” for the measurements that correspond with the letters below.

