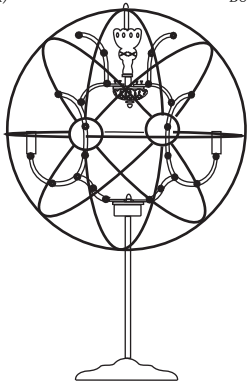




RESTORATION HARDWARE

FOUCAUL'S ORB CRYSTAL TABLE LAMP

PARTS ENCLOSED

| ITEMS | DIAGRAM | DESCRIPTION | QTY. |
|-------|---|---------------|------|
| (A) |  | Body | 1 |
| (B) |  | Candle Sleeve | 6 |
| (C) |  | Bulb+Spare | 6+2 |

IMPORTANT SAFETY INSTRUCTIONS:

1. Use an authorized and certified electrician for consultation and installation.
2. This fixture has been rated for 6 x 25-watt maximum E12 standard bulb.
3. To avoid the risk of fire, do not exceed the recommended wattage.
4. The manufacturer and distributor accepts no liability for incorrect installation.
5. For indoor use only.
6. Keep away from children.

Warnings:

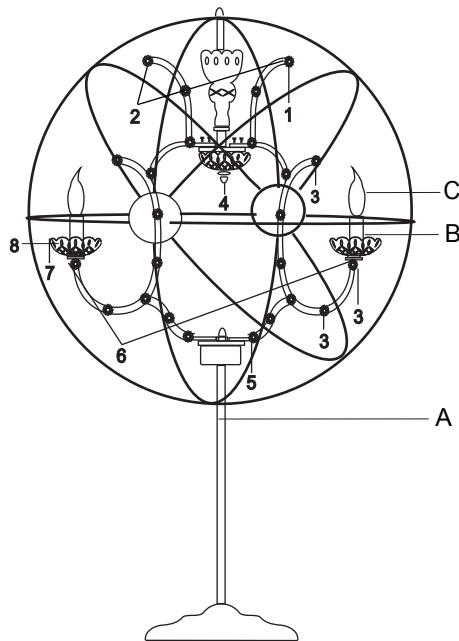
1. Turn-off electricity supply at main circuit panel before installing. Do not connect electricity supply until your table lamp is fully assembled and installed.
2. All wires are connected. Do not remove the table lamp from its packaging by pulling on the power cord, as a bad connection may result.
3. To reduce the risk of fire, electrical shock, or personal injury, always turn off the table lamp and allow it to cool prior to replacing light bulb. Do not touch bulb when fixture is turned on or look directly at light bulb. Keep flammable materials away from light bulb.
4. Deviation from instructions may result in a risk of fire or electric shock.









PRODUCT DESCRIPTION:

General material: Chinese Crystal & Iron
 Height: 89.0 cm (35.04in)
 Diameter: 54.0 cm (21.26in)
 Weight: 10.5 kg (23.15lb)

TO ASSEMBLE:

1. Carefully remove all parts from the box and remove all plastic covering.
2. Position glass dishes (8) and candle sleeves (B), and hang the crystals as per drawing on left.
3. Fasten the lightbulbs (C) to the lampholders.
4. Insert plug into socket and test table lamp fixture.



| | | | | |
|--|---|---|--|--|
|  50X38mm 6PCS |  14mmX7pcs 63X43mm 6PCS |  14mmX1pc 63X43mm 18PCS |  14mm X 12pcs 1PC |  14mm X 12pcs 63X43mm 6PCS |
|  14mm X 19pcs 63X43mm 6PCS |  14mm X 1pc 50X38mm 24PCS |  6PCS | | |

CARE INSTRUCTIONS:

1. Make sure that the power is turned off and bulb has cooled before handling.
2. Wipe clean with a dry cloth / mild soapy solution. Do not use corrosive cleaners.
3. The cable/cord of this table lamp cannot be replaced: If the cable is damaged, do not use the lamp.

ENVIRONMENT:

Special waste handling may be required. Please contact your local authorities for more information.