

WYETH SPLIT BAMBOO FLOATING PLATFORM BED INSTRUCTIONS





PARTS INCLUDED

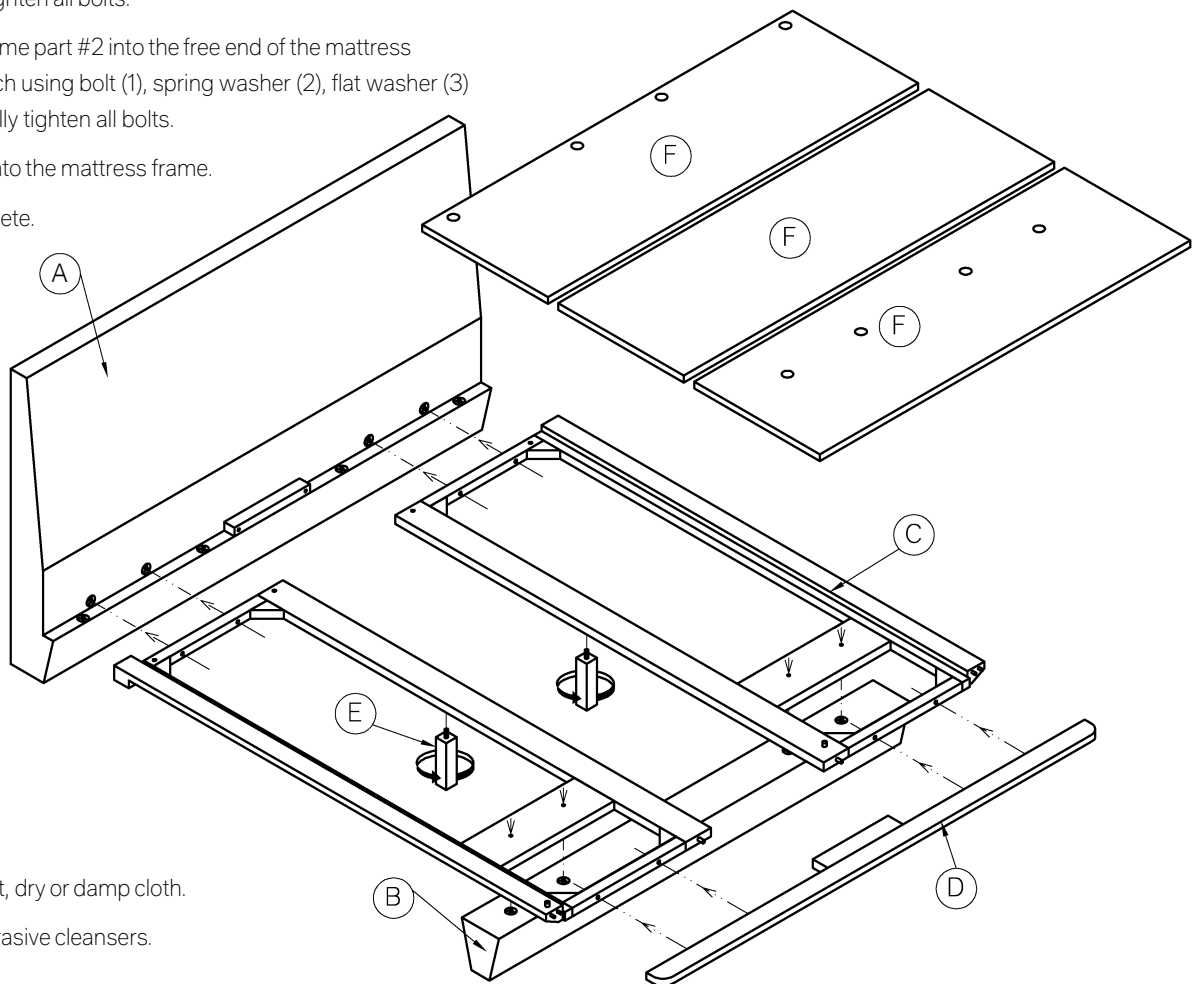
- A [1] HEADBOARD
- B [1] FOOTBOARD
- C [2] MATTRESS FRAME PART #1
- D [1] MATTRESS FRAME PART #2
- E [2] MIDDLE LEG
- F [3] SLAT PANEL

ASSEMBLY INSTRUCTIONS

1. Unpack all parts and place them on a protected work surface.
2. Attach the middle legs to the mattress frames part #1.
3. Attach the mattress frames part #1 into headboard (A) and footboard (B) by using bolt (1), spring washer (2), flat washer (3) and wrench (4). Fully tighten all bolts.
4. Fit the mattress frame part #2 into the free end of the mattress frame part #1; attach using bolt (1), spring washer (2), flat washer (3) and wrench (4). Fully tighten all bolts.
5. Insert slat panels into the mattress frame.
6. Assembly is complete.

HARDWARE INCLUDED

NO.	ITEM	DESCRIPTION	QTY
1		Stainless Steel Bolt M8 x 60	16 pcs.
2		Spring Washer MS	16 pcs.
3		Flat Washer	16 pcs.
4		Wrench M13	1 pc.

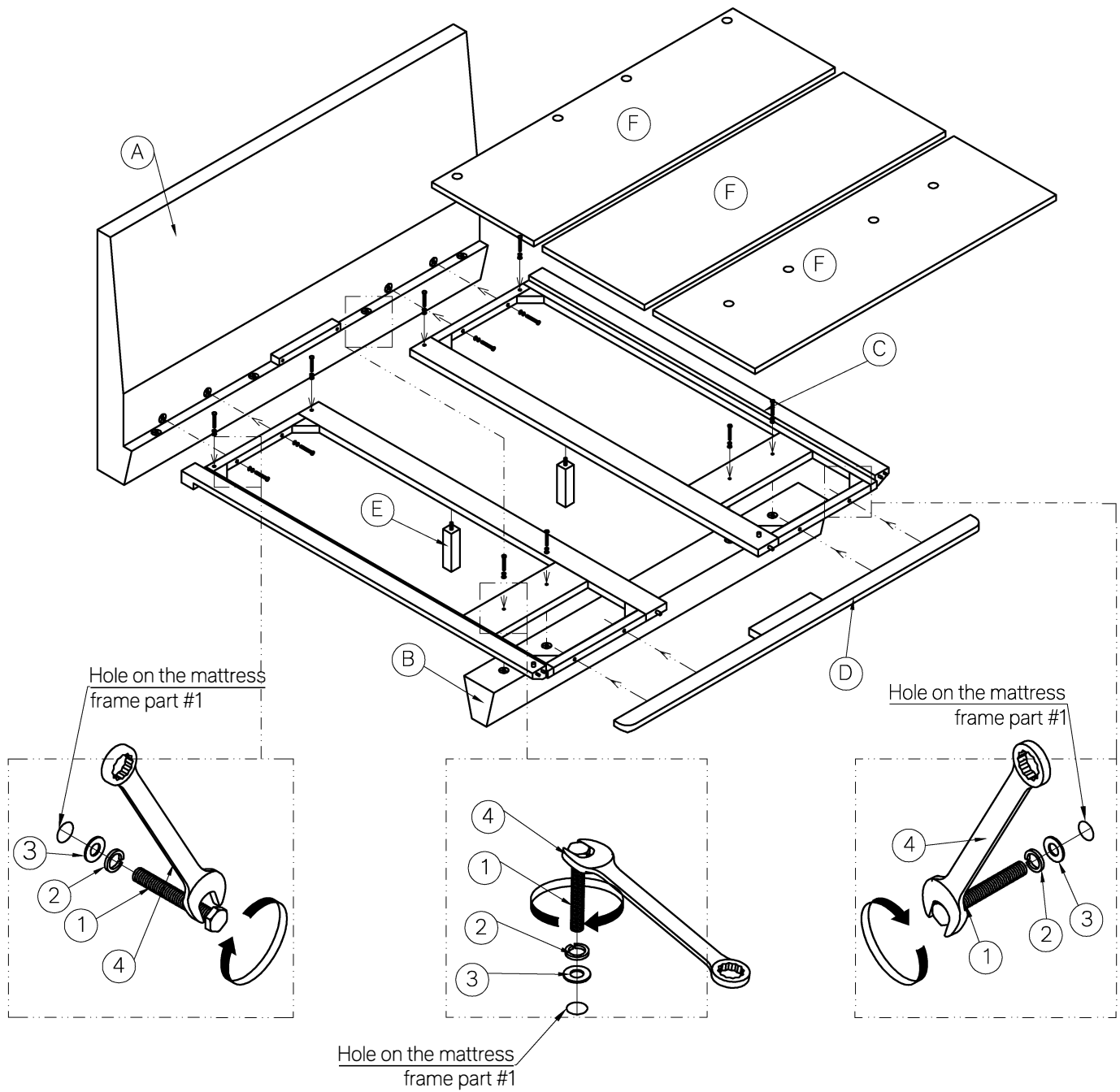


CARE INSTRUCTIONS

1. To clean, use a soft, dry or damp cloth.
2. Do not use any abrasive cleansers.

IMPORTANT SAFETY INSTRUCTIONS

1. Professional installation is strongly recommended.
2. For your safety, it is recommended that more than two adults assemble.
3. These instructions are provided for your safety. It is important that they are read carefully and completely before installation.



COMPLETE

