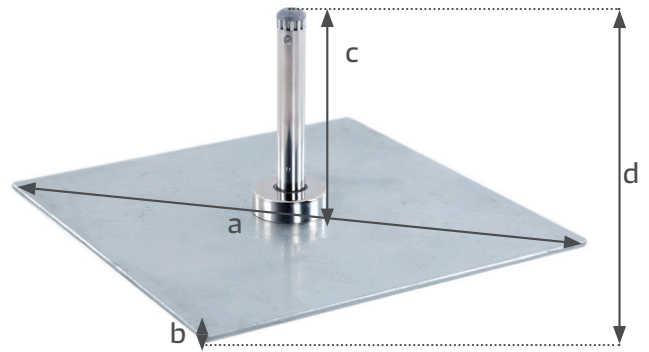




g-plate anchors

galvanized steel w/ stainless steel security sleeve



base & weight recommendation Tolerances +/- 10 lbs	TUUCI product	umbrella size	a	b	c	d
			base diameter (tolerances +/- 1/2")	g-plate height	security sleeve height	total height
for MAX parasols 400 LBS (181 KG) (2 plates) 	Tuuci® Ocean Master Max Cantilever Umbrella & Tuuci® Ocean Master Max Center-Post Umbrella Included: Luna Lighting Tuuci® Bay Master Cantilever Umbrella	8' Square 10' Square 8x12' Rect	36.0"	1.0"	17.5"	18.5"
for MAX parasols 600 LBS (272 KG) (3 plates) 	Tuuci® Ocean Master Max Tilting Cantilever	13' Square	36.0"	1.5"	17.5"	19"
	Tuuci® Ocean Master Max Cantilever Umbrella Included: Luna Lighting	10x14' Rect 20x14' Dual CL 10x20' Dual CL				
	Tuuci® Ocean Master Max Center-Post Umbrella	12x16' Rect 17' Oct 16' Square				

Base weight recommendations vary by wind speed and umbrella size. All umbrellas should be closed in inclement weather or significant wind events. Should not be left open when unattended.