

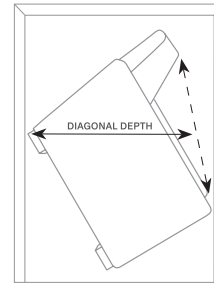
FURNITURE MEASURING & DELIVERY GUIDE



It's important to make sure that the furniture you are ordering will fit in your home. Here are the steps to ensure a successful delivery.

► CONFIRM ALL PRODUCT DIMENSIONS

Our website provides width, length and height for every piece of furniture. In addition, we provide the diagonal measurement for sofas, chairs and sectional pieces; the diagonal measurement is important if furniture will need to be brought in at an angle.



Diagonal Depth

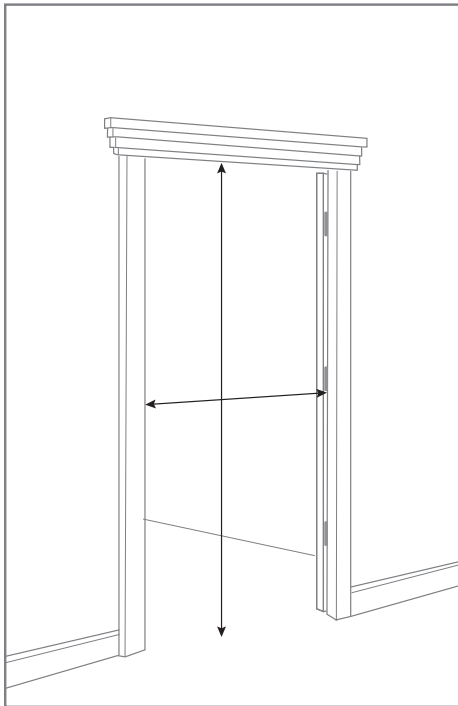
The diagonal depth of a sofa or chair needs to be less than the width of any relevant doorway, stairway or hallway in your home.

► MEASURE YOUR SPACE

Identify where you intend to place your furniture. Check the width, depth and height of the item on our website, and make sure it will fit in the space you've chosen. Consider creating a floorplan to scale, or marking out the width and depth of your furniture on the floor with painter's tape.

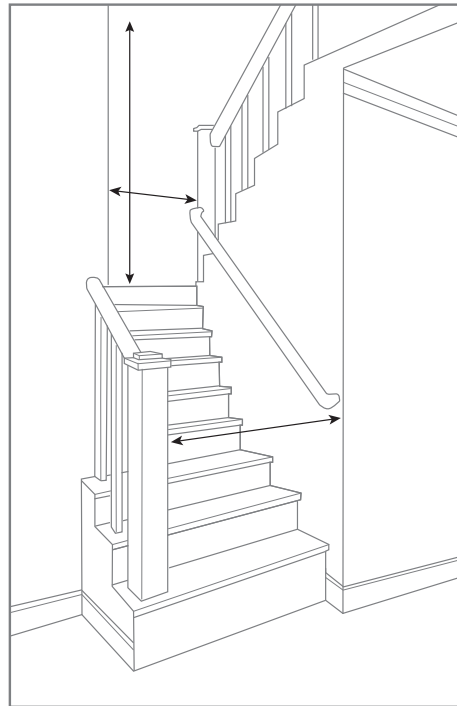
► MEASURE YOUR DOORWAYS, STAIRWAYS AND PASSAGES

Determine the best pathway from outside your home to the room where your furniture will be placed. Measure every doorway, elevator, staircase and hallway that the item will pass through. For apartment buildings or homes with elevators, it is important to measure the elevator interior height, elevator opening and distance to the opposite wall. Also measure entry clearances – the distance between the doorway and the opposite wall – in the event that the furniture needs to turn a corner. Compare these measurements to the dimensions of your new furniture to ensure that our delivery professionals can navigate through entryways and around obstacles.



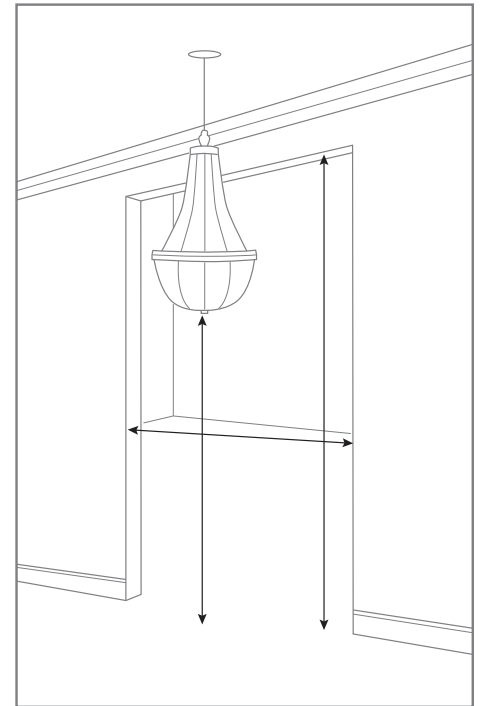
Doorways

- Measure the interior width and height of all doorways
- Check how wide your door can open
- Check for any architectural details that may impede access



Stairways

- Measure the width of your stairway, taking into account any handrails or posts
- Measure the height from the top and bottom steps to the ceiling
- Make sure the item can fit on and around landings



Hallways

- Measure the width of hallways, taking into account any twists or turns
- Check for any architectural details and low-hanging fixtures that may impede access

MY MEASUREMENTS

<u>ex. front door</u>	<u>78" h</u>	<u>36" w</u>	_____	_____	_____
_____	_____	_____	_____	_____	_____
_____	_____	_____	_____	_____	_____
_____	_____	_____	_____	_____	_____
_____	_____	_____	_____	_____	_____

SPECIAL REQUIREMENTS FOR DELIVERY

At the time of scheduling your delivery, please notify RH of any special requirements, such as the need for small trucks to navigate narrow roads and driveways, restricted delivery time frames due to local ordinances, gated entry access, proof of insurance for high rise and condominium buildings, multiple flights of stairs or service elevator reservations.

PREPARING FOR DELIVERY

Most furniture items and select non-furniture items that qualify for Unlimited Furniture Delivery include delivery inside your home, where experienced white glove delivery service professionals will carefully unpack and inspect each item, assemble it and place it in your room of choice. For your convenience, all packing materials will be removed.

Note that our delivery professionals are not permitted to move furniture currently in your home, nor are they allowed to move or set up electrical equipment. Before our delivery team arrives, please prepare your home:

- Clear a path, moving any furniture or artwork that’s in the way
- Secure low-hanging light fixtures
- Set rugs in place
- Confine pets to another room

We ask that you closely inspect your item(s) before our delivery professionals leave your home.

HOW WE MEASURE

We provide overall measurements (height, width and depth) for all our furniture. Furniture is measured at the tallest, deepest and widest points of the product, including overhangs, angles, outward curves, and arms.

