

AVILA ALUMINUM SEATING COLLECTION



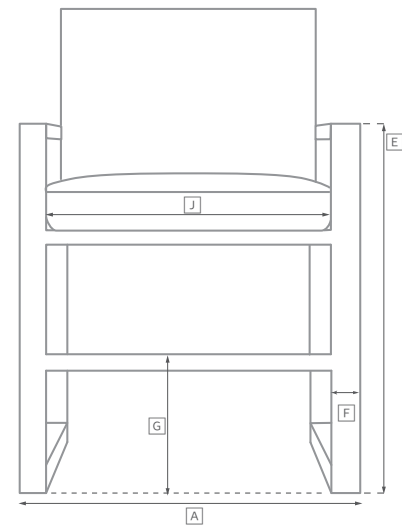
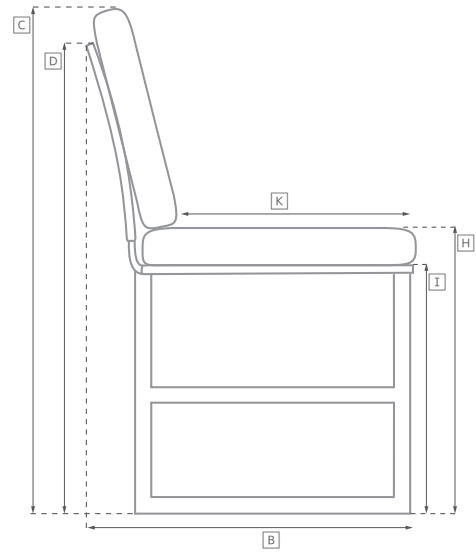
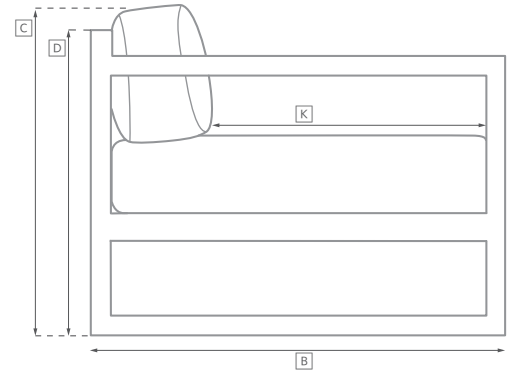
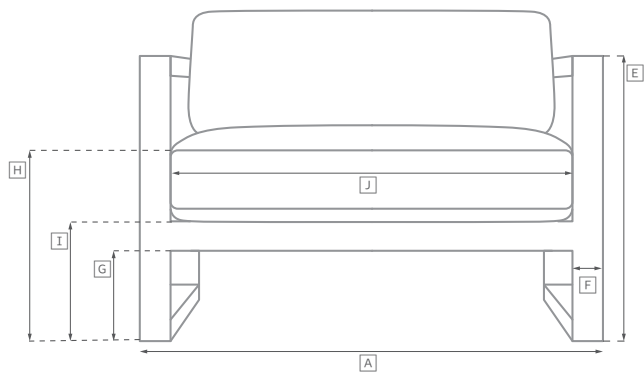
All dimensions are given in inches. See the attached "Dimensions Diagram" sheet for more information on the keys used in this chart.

	OVERALL WIDTH A	OVERALL DEPTH B	OVERALL HEIGHT W/ CUSHION C	FRAME HEIGHT D	ARM HEIGHT E	ARM WIDTH F	FOOT HEIGHT G	SEAT HEIGHT W/ CUSHION H	SEAT HEIGHT (FLOOR TO FRAME) I	INSIDE SEAT WIDTH J	INSIDE SEAT DEPTH K	# OF BACK CUSHIONS	# OF SEAT CUSHIONS
72" SOFA	72	34½	31¾	29	21¼	1¾	7¾	15½	10½	69	27¾	2	1
84" SOFA	84	34½	31¾	29	21¼	1¾	7¾	15½	10½	81	27¾	3	1
96" SOFA	96	34½	31¾	29	21¼	1¾	7¾	15½	10½	93	27¾	3	1
108" SOFA	108	34½	31¾	29	21¼	1¾	7¾	15½	10½	105	27¾	4	1
LOUNGE CHAIR	31	34½	31¾	29	21¼	1¾	7¾	15½	10½	28¾	27¾	1	1
OTTOMAN	31	25½	15½	10	–	–	12½	15½	10	28	23	0	1
CHAISE	31	84	33	29½	17¾	1¾	6¾	13½	10¾	28¾	78¾	1	1
DINING ARMCHAIR	23	28	31¾	31	25	1¾	15	18½	17	20¾	20	1	1

# OUTDOOR SEATING DIMENSIONS DIAGRAM

See the "Dimensions Sheet" for the measurements that correspond with the letters below.

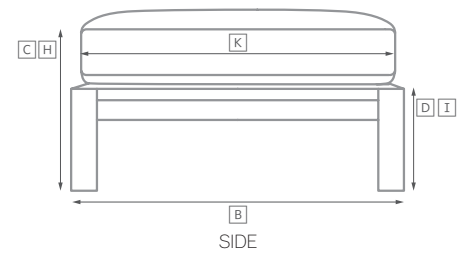
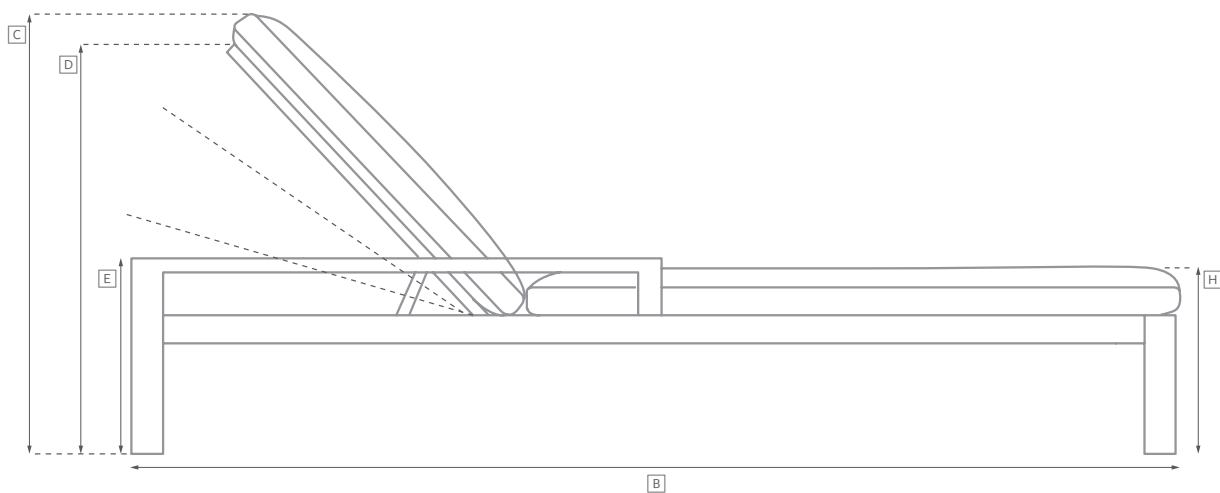
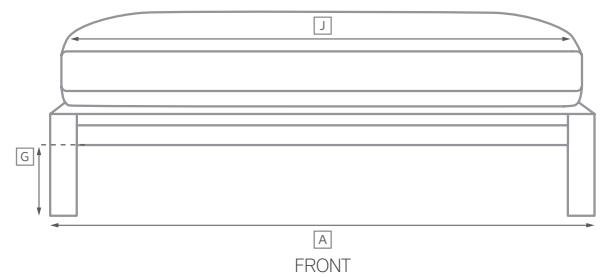
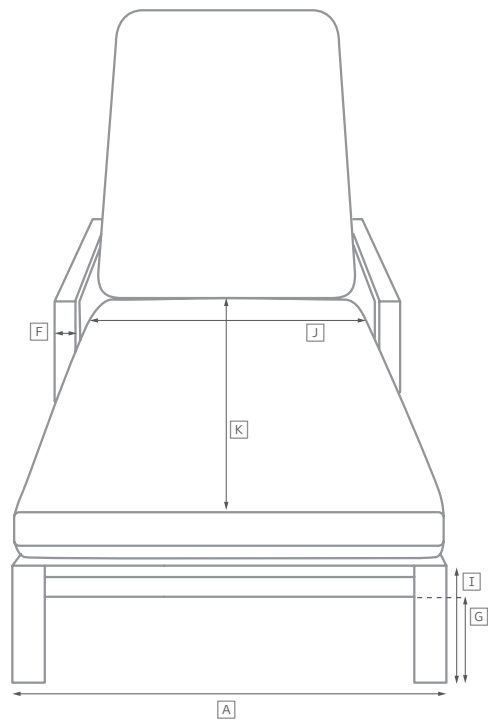
RH



# OUTDOOR SEATING DIMENSIONS DIAGRAM

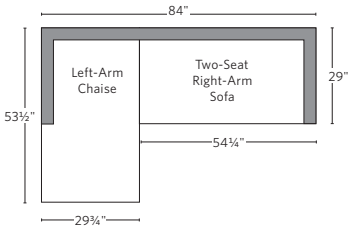
See the "Dimensions Sheet" for the measurements that correspond with the letters below.

RH

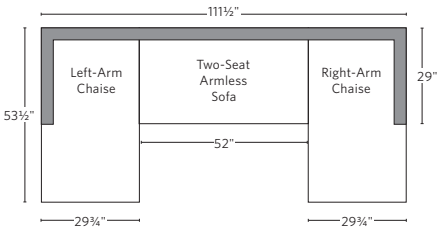


SOFA CHAISE SECTIONAL

Available in left and right-arm configurations.

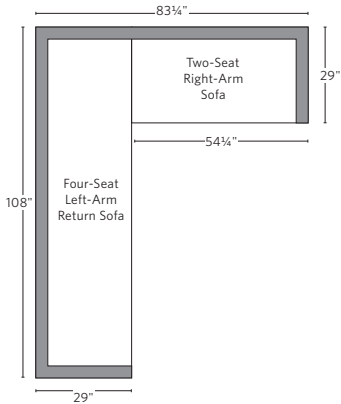


U-CHAISE SECTIONAL

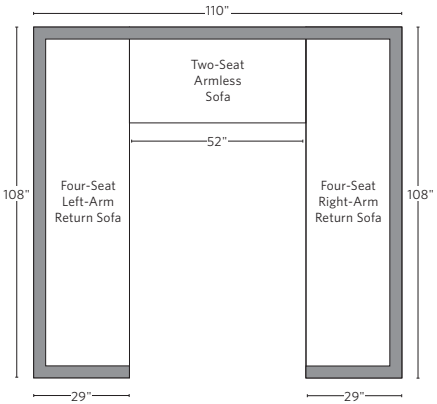


L-SECTIONAL

Available in left and right-arm configurations.

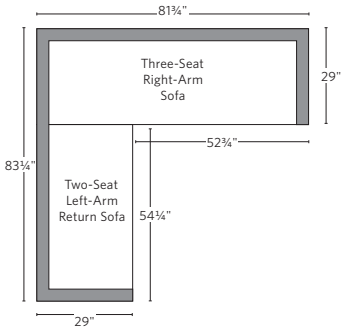


U-SOFA SECTIONAL



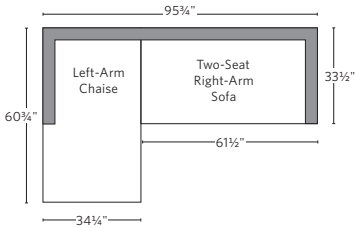
CORNER SECTIONAL

Available in left and right-arm configurations.

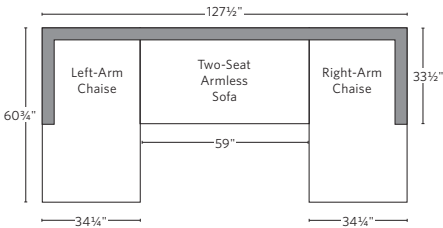


SOFA CHAISE SECTIONAL

Available in left and right-arm configurations.

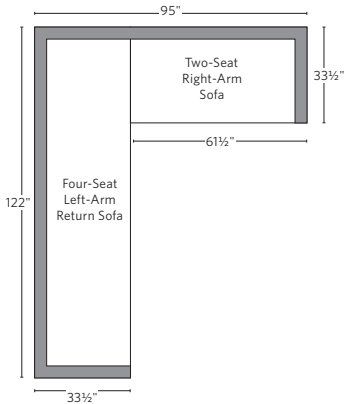


U-CHAISE SECTIONAL

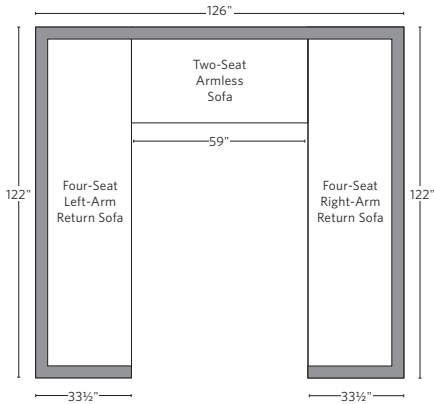


L-SECTIONAL

Available in left and right-arm configurations.



U-SOFA SECTIONAL



CORNER SECTIONAL

Available in left and right-arm configurations.

