

WOOL RUGS



Wool rugs are extremely durable, making them well suited to entries, hallways, kitchens and dining rooms. Lanolin, a naturally occurring oil in wool, makes wool rugs more resistant to stains than other materials.

Shedding is inherent to wool rugs and occurs primarily within the first 3-6 months. All our wool rugs use long-fiber wool, which is less prone to shedding than shorter fibers.

CARE INSTRUCTIONS:

- Rotate the rug every 3 months to avoid uneven fading and wear.
- Vacuum regularly in one direction (not back and forth) using suction only, no bristles. Regular vacuuming will reduce shedding over time.
- Avoid pulling loose yarns. If necessary, clip them to be even with the pile height.
- Spot clean as needed using a damp (not wet) cloth with plain water; don't use soap or cleaning products, as they could damage or fade the rug.
- For larger, deeper stains, send the rug to a professional service with experience cleaning fine rugs.
- To preserve the life of the rug, we recommend using a rug pad.

SILK/SILK BLEND RUGS



Silk rugs are prized for their exquisite luster and rich texture. Silk fibers lend themselves to dense knotting and can be used to create rugs with highly detailed patterns.

CARE INSTRUCTIONS:

- Rotate the rug every 3 months to avoid uneven fading and wear.
- Vacuum as needed using suction only, no bristles.
- Vacuum at least once a week, twice if in a high-traffic area. Use suction only, no bristles.
- Do not pull any loose threads; use scissors to trim protruding ends.
- Remove spills immediately by blotting with a clean, undyed cloth; press firmly around the spill to absorb as much as possible. Lay rug flat to dry. If drying under the sun, lay the rug face down.
- Professional cleaning is recommended; send the rug to a professional service with experience cleaning fine rugs. Do not dry clean.
- Store the rug by rolling it front side out and wrapping it in cloth for protection. Never fold your rug for storage.
- To preserve the life of the rug, we recommend using a rug pad.

LINEN RUGS



Hand-spun pure linen yarns create a richly textured pile that feels wonderfully soft underfoot.

CARE INSTRUCTIONS:

- Rotate the rug every 3 months to avoid uneven fading and wear.
- Vacuum as needed using suction only, no bristles.
- Avoid pulling loose yarns. If necessary, clip them to be even with the pile height.
- Spot clean as needed using a damp (not wet) cloth with plain water; don't use soap or cleaning products, as they could damage or fade the rug.
- For larger, deeper stains, send the rug to a professional service with experience cleaning fine rugs.
- To preserve the life of the rug, we recommend using a rug pad.

VISCOSE/VISCOSE BLEND RUGS




Our plant-based 100% long-fiber viscose has a delicate beauty, high sheen and rich color and pattern. Viscose rugs are characterized by tonal variations that may be affected by the light in a room as well as the angle from which the rug is viewed. Shifting highlights and lowlights in the surface color of the rug are to be expected and are inherent to the design.

Viscose rugs should be placed in areas where there is less potential for staining, excess moisture or excess wear.

CARE INSTRUCTIONS:

- Rotate the rug every 3 months to avoid uneven fading and wear.
- Vacuum as needed in one direction (not back and forth) using suction only, no bristles.
- Do not pull any loose threads; use scissors to trim protruding ends.
- No spot cleaning; never use liquids on viscose rugs. Avoid rubbing stains, which causes them to settle more deeply.
- If cleaning is needed, send the rug to a professional service with experience cleaning fine rugs.
- To preserve the life of the rug, we recommend using a rug pad.

TENCEL™/TENCEL™ BLEND RUGS



Tencel™, fabricated from wood pulp, is known for a soft feel and relaxed sheen that evoke the qualities of silk. The fiber's affinity for dye renders it capable of holding deep, vibrant colors. Tencel™ rugs are characterized by tonal variations that may be affected by the light in a room as well as the angle from which the rug is viewed. Shifting highlights and lowlights in the surface color of the rug are to be expected and are inherent to the design.

CARE INSTRUCTIONS:

- Rotate the rug every 3 months to avoid uneven fading and wear.
- Vacuum as needed in one direction (not back and forth) using suction only, no bristles.
- No spot cleaning; never use liquids on Tencel™ rugs. Avoid rubbing stains, which causes them to settle more deeply.
- If cleaning is needed, send the rug to a professional service with experience cleaning fine rugs.
- To preserve the life of the rug, we recommend using a rug pad.

NYLON RUGS



Nylon is more durable than most other fibers, making these rugs excellent for medium-traffic areas. However, nylon rugs are not suitable for outdoor use.

CARE INSTRUCTIONS:


- Blot spills from the surface immediately, and gently dab with a clean, damp cloth using warm (not hot) water. Blot area with a dry towel to absorb extra moisture.
- Vacuum as needed using suction only, no bristles.
- Spot clean as needed using a damp (not wet) cloth with warm water. Test a small area; if the stain remains, use a mild detergent to blot the area or gently rub until the stain starts to lift. Rinse thoroughly with clean water and let air dry.
- We recommend professional cleaning every two years.
- To preserve the life of the rug, we recommend using a rug pad.

JUTE RUGS

Jute is a sustainable fiber, extremely durable and long wearing. Given their handwoven nature, slight variations in shading are inherent to each rug's design.

CARE INSTRUCTIONS:

- Rotate the rug every 3 months to avoid uneven fading and wear.
- Avoid exposure to direct sunlight, as it will fade the color of the rug.
- Vacuum often, using a low-powered vacuum cleaner, preferably one without a beater brush.
- Blot liquid spills immediately. Spot clean as needed with a damp white cloth only; avoid excess water and cleaning products, as they could damage or fade the rug.
- For larger, deeper stains, send the rug to a professional service with experience cleaning natural fiber rugs.
- To preserve the life of the rug, we recommend using a rug pad.

SISAL RUGS

Our sisal rugs are woven from the world's finest-quality fibers. Durable and resilient, they have a natural non-skid latex backing.

CARE INSTRUCTIONS:

- Rotate the rug every 6 months to a year to avoid uneven fading and wear.
- Avoid exposure to direct sunlight, as it will fade the color of the rug.
- Vacuum at least once a week, twice if in a high-traffic area. Use suction only, no bristles.
- Some amount of shedding is normal. Avoid pulling loose yarns. If necessary, clip them to be even with the pile height.
- Blot spills immediately with a clean, absorbent white towel. Do not rub, as rubbing can cause damage by working the liquid deeper into the fibers or spreading it to a larger area.
- Remove stains with a mixture of dishwashing liquid and lukewarm water. Dab the stain repeatedly with a clean, damp cloth. Do not rub the stain or it will spread. Blot with a clean dry cloth, then repeat with the damp cloth until stain is removed.
- Dry as quickly as possible. Excessive dampness may damage the plant fibers. Use a hairdryer if necessary.
- Do not use bleaches, mildew removers, stain-resistant sprays, topical treatments or other strong chemicals, as they can discolor or damage carpet fibers.
- We recommend having your rug professionally cleaned every 12-18 months by a service with experience cleaning sisal.
- To preserve the life of the rug, we recommend using a rug pad.

HIDE RUGS

Our soft, richly textured rugs are made of the highest-quality hides, selected and pieced by hand.

CARE INSTRUCTIONS:

- Rotate the rug every 6 months to avoid uneven fading and wear.
- Vacuum as needed using suction only, no bristles.
- Most stains can be lifted with a damp cloth. Avoid cleaning products as they could damage or fade the rug.
- For larger, deeper stains that penetrate to the backing, send the rug to a professional service with experience cleaning hides and leather goods.
- To preserve the life of the rug, we recommend using a rug pad.

SHEEPSKIN RUGS

The unique structure of sheepskin's wool fibers gives it a natural softness and durability. Sheepskin rugs will last a lifetime if cared for properly.

CARE INSTRUCTIONS:

- Avoid direct sunlight to prevent UV damage or fading.
- Shake out rug regularly.
- Vacuum regularly using suction only, no bristles, to help maintain the wool fibers.
- Longer fibers such as sheepskin benefit from occasional brushing with a clean wire pet brush.
- Dry clean.
- Pick up spilled solids immediately using a knife or spoon – avoid pushing the substance deeper into the wool pile.
- Blot liquid spills immediately using a paper towel, clean cloth or clean towel. If necessary, apply a wet stain remover after thorough blotting.
- Never rub wet pile. This will damage the pile and can spread the stain.


SHAG RUGS

Deep shag makes a sumptuous focal point. The long, dense pile is hand knotted from hand-spun wool for authentic texture, then hand cut to create an organic finish with rich variations and lush softness.

CARE INSTRUCTIONS:

- After unpacking the rug, vacuum it in the opposite direction of the flattened pile to fluff up the fibers.
- Rotate the rug every 2 months to avoid uneven fading and wear.
- Vacuum regularly to prevent dust and crumbs from settling into the roots of the fibers, and to help control excessive shedding.
Caution: Use a vacuum cleaner without a beater brush, as it may damage the pile.
- Avoid direct sunlight to prevent UV damage or fading.
- Use rug protectors under heavy furniture to avoid flattening the pile.
- Do not pull loose ends; use scissors to trim.
- Remove spills immediately by blotting with a clean, undyed cloth; press firmly around the spill to absorb as much as possible.
- For larger, deeper stains, send the rug to a professional service with experience cleaning fine rugs.
- Place in a dry, well-ventilated area.
- To preserve the life of the rug, we recommend using a rug pad.

MOHAIR RUGS



Prized for their sheen and softness, mohair rugs are durable and easy to maintain. Slight shedding is inherent to mohair rugs and occurs primarily within the first 3-6 months.

CARE INSTRUCTIONS:

- Rotate the rug every 6 months to avoid uneven fading and wear.
- Vacuum as needed in one direction (not back and forth) using suction only, no bristles.
- Avoid pulling loose yarns. If necessary, clip them to be even with the pile height.
- Spot clean as needed using a damp (not wet) cloth with plain water; don't use soap or cleaning products, as they could damage or fade the rug.
- For larger, deeper stains, send the rug to a professional service with experience cleaning fine rugs.
- To preserve the life of the rug, we recommend using a rug pad.

CASHMERE RUGS



The exceptionally dense pile of cashmere feels sumptuous underfoot and shimmers with the natural luster of this legendary wool. Slight shedding will occur the first several times the rug is vacuumed.

Shedding is inherent to cashmere rugs and occurs primarily within the first 3-6 months. All our cashmere rugs use long-fiber wool, which is less prone to shedding than shorter fibers.

CARE INSTRUCTIONS:

- Rotate the rug every 6 months to avoid uneven fading and wear.
- Vacuum regularly in one direction (not back and forth) using suction only, no bristles. Regular vacuuming will reduce shedding over time.
- Avoid pulling loose yarns. If necessary, clip them to be even with the pile height.
- Blot spills immediately with dry cloth.
- No spot cleaning; never use liquids on cashmere rugs. Avoid rubbing stains, which causes them to settle more deeply.
- If cleaning is needed, send the rug to a professional service with experience cleaning fine rugs.
- To preserve the life of the rug, we recommend using a rug pad.

POLYESTER PERFORMANCE RUGS



With a classic look and soft feel nearly indistinguishable from that of wool, the pile of our Polyester Performance Rugs is master crafted using finely hand spun man-made yarns that resist spills and moisture.

CARE INSTRUCTIONS:

- Blot spills from the surface immediately, and gently dab with a clean, damp cloth. Blot area with a dry towel to absorb extra moisture.
- Vacuum as needed using suction only, no bristles.
- Spot clean as needed using a damp (not wet) cloth with plain water. Test a small area; if the stain remains, use a mild detergent to blot the area or gently rub until the stain starts to lift. Rinse thoroughly with clean water and let air dry.
- For stubborn stain removal, chlorine bleach can be used if diluted correctly: Use a solution of one part bleach to two parts water. Rinse thoroughly. Note that chlorine bleach is recommended only for Polyester Performance Rugs and Perennials® Performance Rugs; avoid the use of bleach on all other types of rugs.
- If placed outside, store the rug in winter months when not in use and during inclement weather. Roll up the rug with the front side out and place it indoors in a dry, well-ventilated area.
- If placed outdoors, we recommend using our indoor/outdoor rug pad to preserve the life of the rug.

POLYPROPYLENE PERFORMANCE OUTDOOR RUGS



Our outdoor rugs are woven of the finest all-weather yarns to resist fading, mold and mildew. Offering exceptional performance outdoors or in, they feel luxurious underfoot.

CARE INSTRUCTIONS:

- Avoid exposure to heavy rain or standing water.
- Clean the rug monthly with a solution of mild dish soap and water, scrubbing with a soft nylon brush. Make sure to clean both sides of the rug.
- Dry in sunlight. Hang the rug or lay it out in the sun, then flip it over to make sure both sides dry thoroughly.
- If placed outside, store the rug in winter months when not in use and during inclement weather. Roll up the rug with the front side out and place it indoors in a dry, well-ventilated area.
- To preserve the life of the rug, we recommend using our indoor/outdoor rug pad.

PERENNIALS® PERFORMANCE RUGS



Loomed from 100% solution-dyed acrylic, Perennials® indoor/outdoor rugs offer a natural, luxurious feel under bare feet, withstand the elements for years of use and are easy to maintain.

CARE INSTRUCTIONS:

- Regular vacuuming is recommended to remove loose dirt or soil. Use a canister vacuum without a beater or set the beater bar to the highest setting. This will prevent the brush from pulling and damaging the surface fibers.
- Blot spills from the surface immediately, and gently dab with a clean, damp cloth. Rinse thoroughly with clean water.
- Use a mild detergent for tougher stains. Rinse thoroughly with clean water and let air dry.
- For stubborn stain removal, use a diluted solution of one part chlorine bleach to two parts water; rinse thoroughly. Note that chlorine bleach is recommended only for Perennials® Performance Rugs and Indoor Performance Rugs; avoid the use of bleach on all other types of rugs.
- Rug can be power-washed to remove surface dirt from foot traffic.
- Professional cleaning is always recommended for tough stains. Advise cleaners to use low heat steam settings to avoid damaging yarn.
- To preserve the life of the rug, we recommend using a rug pad.



PERENNIALS
FIBER DESIGN

THIS MARK ASSURES GENUINE PERENNIALS
100% SOLUTION-DYED ACRYLIC TECHNOLOGY