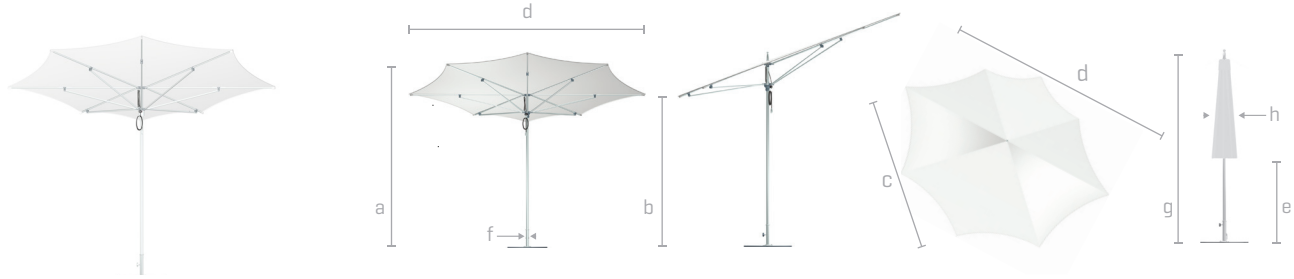


# OCEAN MASTER RAZOR



		mast height (open, including finial)	canopy height	flat to flat (diameter)	point to point (diameter)	table clearance	mast diameter	total height (closed)	folded canopy (diameter)
razor	sizes [ft/m]	a (in/cm)	b (in/cm)	c (in/cm)	d (in/cm)	e (in/cm)	f (in/cm)	g (in/cm)	h (in/cm)
octagon	11.0' / 3.4m	97 / 246	75 / 191	118 / 300	141 / 358	11 / 28	1.5 / 3.8	97 / 246	10 / 25

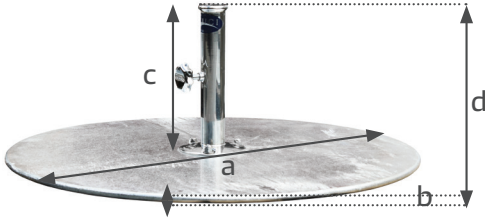


Dimension Tolerances ± 2"  
 Dimensions shown correspond to indicated lift system  
 Options are subject to change without notice  
 Some options are only available in certain sizes and shapes

2" security base stem height not included

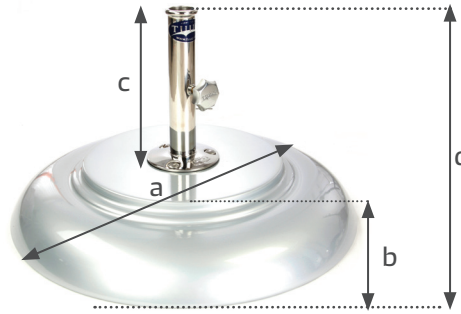
## g-plate anchors




galvanized steel  
w/ stainless steel security sleeve



## aluma-crete round

with wheels  
aluminum, concrete filled  
w/ stainless steel security sleeve



	base & weight recommendation Tolerances +/- 10 lbs	TUUCI product	umbrella size	a	b	c	d
				base diameter (tolerances +/- 1/2")	aluma-crete plate height	security sleeve height	total height
	<b>95 LBS (43 KG)</b>	<i>Tuuci® Bay Master Center-post Umbrella</i> <i>Tuuci® Ocean Master Center-post</i>	<i>Below 10'</i>	24.0"	4"	10.2"	14.2"
	<b>150 LBS (68 KG)</b>	<i>Tuuci® Bay Master Center-post Umbrella</i> <i>Tuuci® Ocean Master Center-post</i>	<i>10' and above</i>	28.0"	4.63"	10.2"	14.83"
	<b>105 LBS (48 KG)</b>	<i>Tuuci® Bay Master Center-post Umbrella</i> <i>Tuuci® Ocean Master Center-post</i>	<i>Below 10'</i>	30.0"	0.5"	10.2"	10.7"
	<b>150 LBS (66 KG)</b> <i>(2 plates)</i>	<i>Tuuci® Bay Master Center-post Umbrella</i> <i>Tuuci® Ocean Master Center-post</i>	<i>10' and above</i>	30.0"	1.0"	10.2"	11.2"

Base weight recommendations vary by wind speed and umbrella size. If more stability is desired, move up to a higher base weight. All umbrellas should be closed in inclement weather or significant wind events. Should not be left open when unattended.