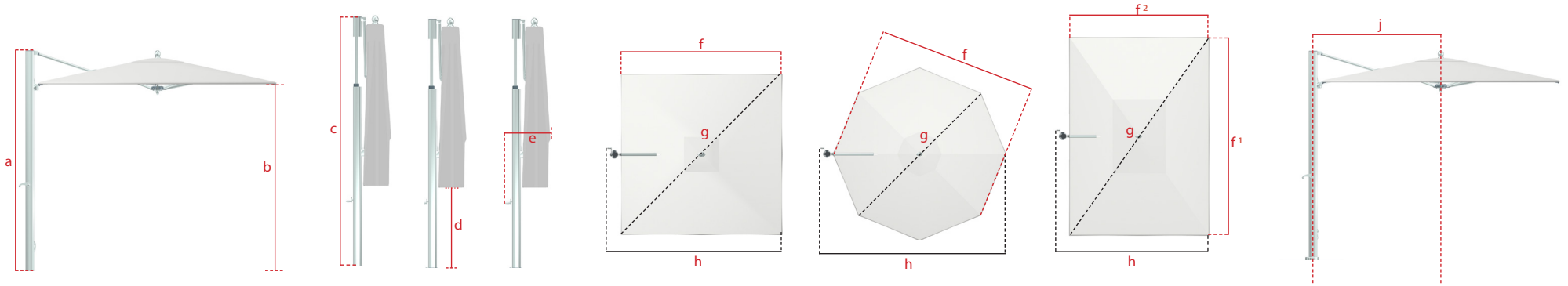



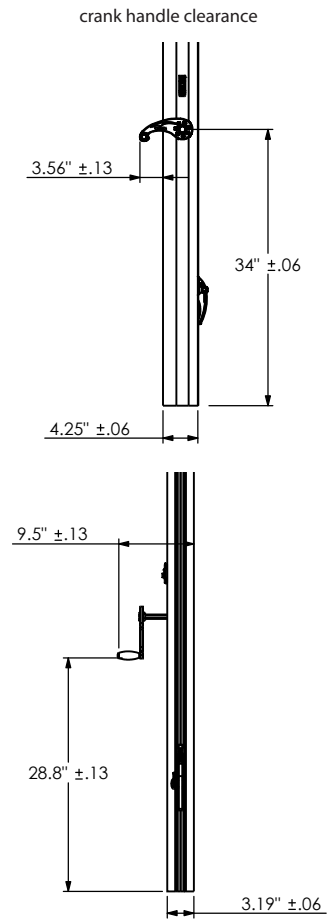


OCEAN MASTER MAX SINGLE CANTILEVER



MAX cantilever	sizes [ft/m]	mast height (open position)	canopy clearance	mast height (telescope closed position)	table clearance (telescope)	closed parasol width (closed include crank handle)	flat to flat	point to point	parasol width (open - include crank handle)	center off canopy frame to center of base stem
		a (in/cm)	b (in/cm)	c (in/cm)	d (in/cm)	e (in/cm)	f (in/cm)	g (in/cm)	h (in/cm)	j (in/cm)
square 	8.0' / 2.45	102 / 259	87.5 / 222	122.75 / 312	53.5 / 136	25.5 / 65	95.5 / 243	134 / 340	107.5 / 273	
	10.0' / 3.0	102 / 259	84.5 / 215	128 / 325	40.5 / 103	22.5 / 57	120.5 / 306	168 / 427	130.25 / 331	
	12.0' / 3.65	108 / 274	81.5 / 207	130.5 / 331	31.5 / 80	23.5 / 60	143 / 363	201 / 511	154.5 / 392	
	13.0' / 4	112 / 284	91.5 / 232	144.5 / 367	31.5 / 80	25 / 64	152.5 / 386	215 / 546	163.5 / 415	
octagon 	9.0' / 2.75	102 / 259	84 / 213	127.5 / 324	63 / 160	26.5 / 67	103 / 262	110 / 279	120.5 / 306	
	11.0' / 3.4	102 / 259	80 / 203	132.5 / 337	54 / 137	25 / 64	121 / 307	132 / 335	142.5 / 362	
	13.0' / 4.0	106 / 269	86 / 218	139 / 353	51 / 130	26 / 66	141 / 358	153 / 389	165 / 419	
rectangle 	8.0' x 12.0' 2.45 x 3.65	99 / 251	84.5 / 215	118 / 300	32 / 81	22.5 / 57	f ¹ X f ² 145 X 97 / 368.3 X 245	174 / 442	100 / 254	
	10.0' x 14.0' 3.0 x 4.25	106 / 269	89 / 226	129.5 / 329	28.5 / 72	21.5 / 55	f ¹ X f ² 171 X 120 / 434 X 305	208.5 / 530	130.5 / 331	

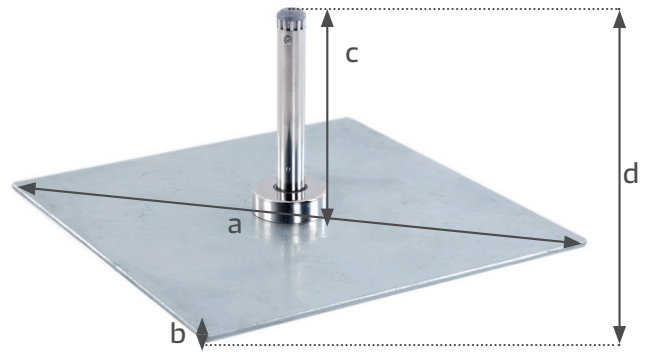




Dimension Tolerances ± 2"
 Dimensions shown correspond to indicated lift system
 Options are subject to change without notice
 Some options are only available in certain sizes and shapes

2" security base stem height not included

g-plate anchors

galvanized steel w/ stainless steel security sleeve



base & weight recommendation Tolerances +/- 10 lbs	TUUCI product	umbrella size	a	b	c	d
			base diameter (tolerances +/- 1/2")	g-plate height	security sleeve height	total height
for MAX parasols 400 LBS (181 KG) (2 plates) 	Tuuci® Ocean Master Max Cantilever Umbrella & Tuuci® Ocean Master Max Center-Post Umbrella Tuuci® Bay Master Cantilever Umbrella Tuuci Ocean Master Cantilever Umbrella	10' and below	36.0"	1.0"	17.5"	18.5"
for MAX parasols 600 LBS (272 KG) (3 plates) 	Tuuci® Ocean Master Max and Ocean Master Cantilever Umbrella	Above 10'	36.0"	1.5"	17.5"	19"
	Tuuci® Ocean Master Max Dual Cantilever Umbrella	ALL Dual Cantilever Sizes				
	Tuuci® Ocean Master Max Center-Post Umbrella	Above 10'				

Base weight recommendations vary by wind speed and umbrella size. If more stability is desired, move up to a higher base weight. All umbrellas should be closed in inclement weather or significant wind events. Should not be left open when unattended.