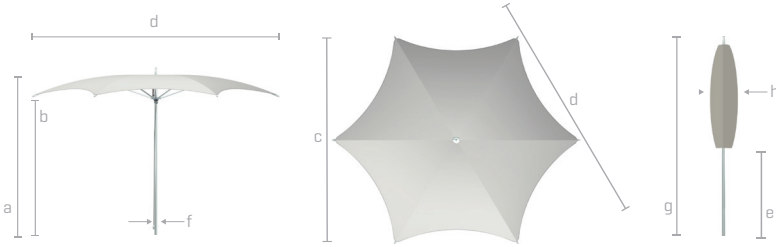



OCEAN MASTER MAX CRESCENT



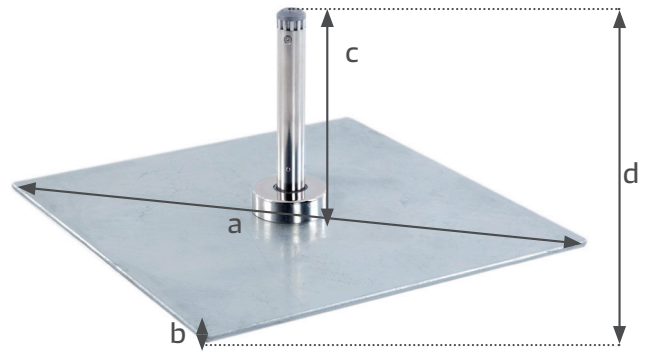
		mast height (open, including finial)	canopy height	flat to flat (diameter)	point to point (diameter)	table clearance	mast diameter	total height (closed)	folded canopy (diameter)
crescent	sizes [ft/m]	a (in/cm)	b (in/cm)	c (in/cm)	d (in/cm)	e (in/cm)	f (in/cm)	g (in/cm)	h (in/cm)
	14.0' / 4.25m	105 / 267	85 / 216	156 / 396	168 / 427	43 / 109	2.375 / 6.0	131 / 333	18 / 46
	16.0' / 4.9m	108 / 274	85 / 216	177 / 450	192 / 488	37 / 94	2.875 / 7.3	137 / 348	20 / 51
	18.0' / 5.5m	112 / 285	87 / 221	203 / 516	219 / 556	31 / 79	2.875 / 7.3	144 / 366	22 / 56



Dimension Tolerances ± 2"
 Dimensions shown correspond to indicated lift system
 Options are subject to change without notice
 Some options are only available in certain sizes and shapes

2" security base stem height not included

g-plate anchors

galvanized steel w/ stainless steel security sleeve



base & weight recommendation Tolerances +/- 10 lbs	TUUCI product	umbrella size	a	b	c	d
			base diameter (tolerances +/- 1/2")	g-plate height	security sleeve height	total height
for MAX parasols 400 LBS (181 KG) (2 plates) 	Tuuci® Ocean Master Max Cantilever Umbrella & Tuuci® Ocean Master Max Center-Post Umbrella Tuuci® Bay Master Cantilever Umbrella Tuuci Ocean Master Cantilever Umbrella	10' and below	36.0"	1.0"	17.5"	18.5"
for MAX parasols 600 LBS (272 KG) (3 plates) 	Tuuci® Ocean Master Max and Ocean Master Cantilever Umbrella	Above 10'	36.0"	1.5"	17.5"	19"
	Tuuci® Ocean Master Max Dual Cantilever Umbrella	ALL Dual Cantilever Sizes				
	Tuuci® Ocean Master Max Center-Post Umbrella	Above 10'				

Base weight recommendations vary by wind speed and umbrella size. If more stability is desired, move up to a higher base weight. All umbrellas should be closed in inclement weather or significant wind events. Should not be left open when unattended.