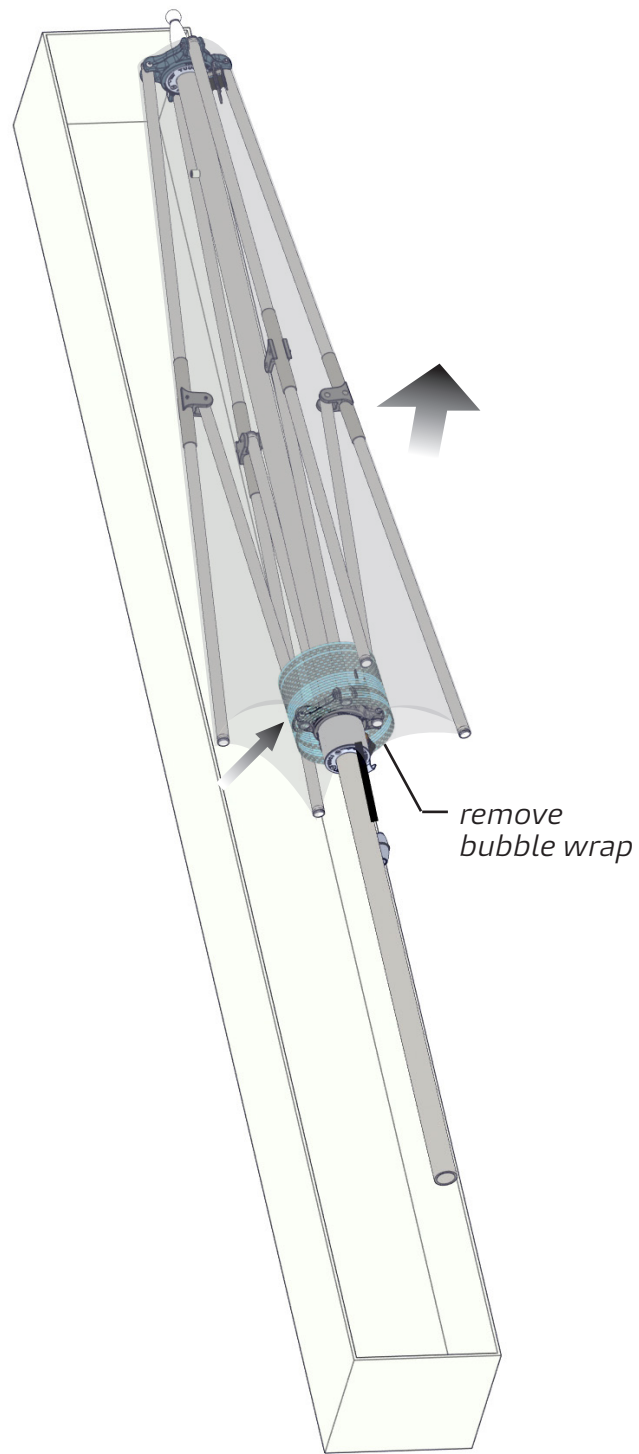



assembly & operating instructions

Steps 2 and 3 will continue to be important for the life of the umbrella, for more information please visit tuuci.com
Close umbrella when not in use and in inclement wind & weather

- 1** Remove all packaging from umbrella
remove: plastic cover bag & bubble wrap inside canopy and around frame



- 2** Insert & secure umbrella into appropriate base.

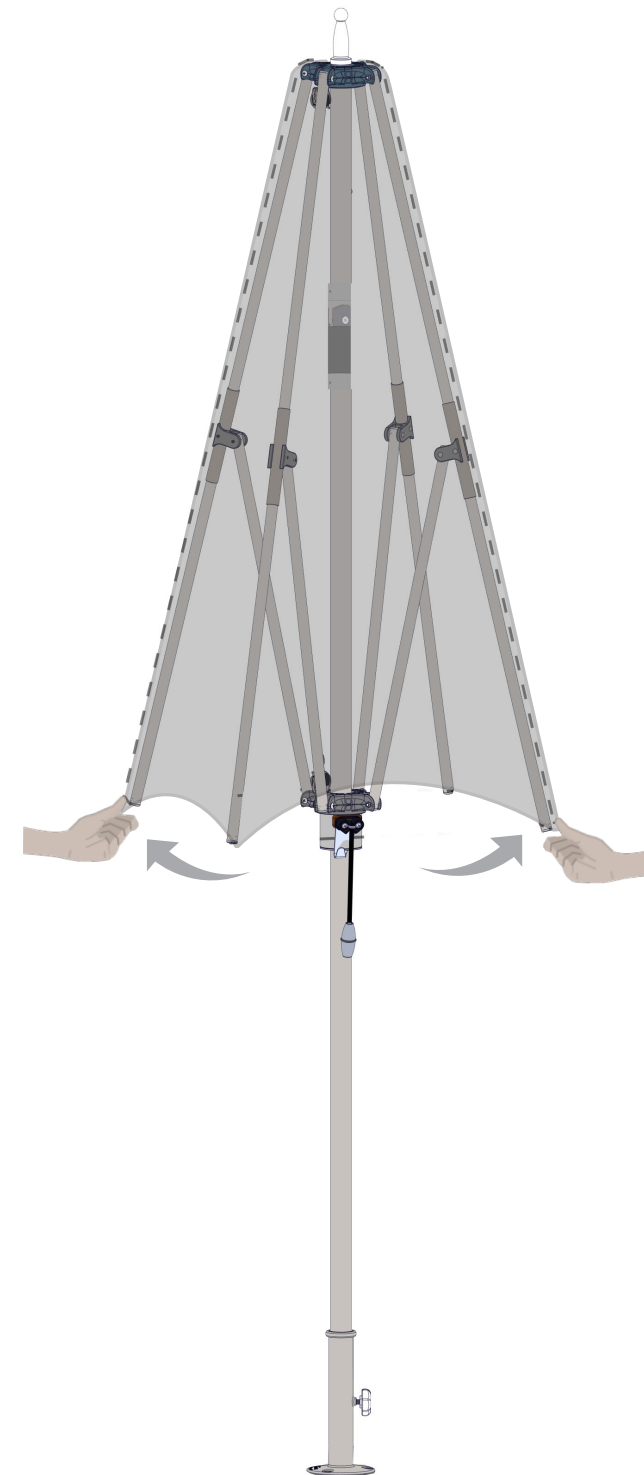


a with above ground base



b with in-ground flush mount

- 3** Gently separate each rib from center post, approx. 4 to 8 inches. If rib does not move easily, do not force. Inspect product for additional packaging.



TUUCI frames are constructed from durable, marine-grade, weather-resistant materials including: fiberglass, armor-wall aluminum, Dura-TEAK composites, Aluma-TEAK aluminum and sustainable hardwood. All fasteners (nuts, bolts, pulleys, cam cleats, etc.) are marine-grade stainless steel and will withstand the most corrosive environments. Proper care and maintenance is important to extend the serviceable life of all TUUCI products. We recommend the following:

- Fresh water rinses once a week
- Weekly inspection of your TUUCI product is recommended. Loose screws should be tightened and any broken components replaced immediately to avoid further damage to your product.
- Prior to opening, ensure that the shade product is properly secured to an adequate shade anchor system.
- When opening a TUUCI parasol, separate each rib 10 inches from the center post, before raising the hub. Do not force hub if it does not rise easily.
- When closing the parasol, pull the fabric out from between the struts to avoid pinching or damaging the TUFF-SKIN canopy membrane.
- TUUCI recommends that all collapsible shade equipment be closed in wind conditions that exceed 25 MPH.
- Clean above-ground parasol bases regularly to maintain appearance. To clean, gently wash with soap and water using a nonabrasive cloth or pad.
- Check bolts in security stem regularly to ensure that they remain fully tightened.
- Do not roll Aluma-crete (Aluminum Shell, Concrete Filled) bases on their side as damage to shell or finish can occur.
- Do not use on stairways or over distances that exceed 50 feet, as damage to welded wheel tray may occur.
- Canopy should be cleaned regularly and can be cleaned without being removed from the frame. Hose down and clean with a mild soap and lukewarm water (no more than 100° F.) using a soft bristle brush. Rinse thoroughly to remove soap. Allow fabric to air dry.
- Do not use a pressure washer to clean canopies.