

RESTORATION HARDWARE

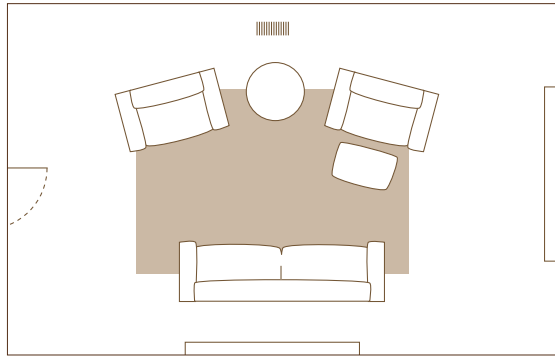
FURNITURE GUIDE

MEASURING FOR DELIVERY

Once you've selected your furniture, it's important to ensure it can fit through all the entryways, elevators and stairways of your home. Follow these steps to ensure an efficient delivery.

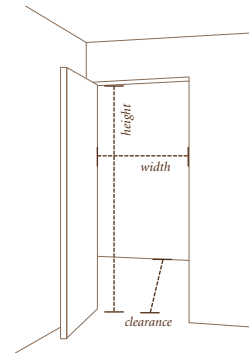
ONE

Prior to delivery, you should determine if your new furniture will fit into your space. Plan your layout, noting the position of windows, doors, light fixtures, heating vents and electrical outlets. Sketch ideas in the space below.



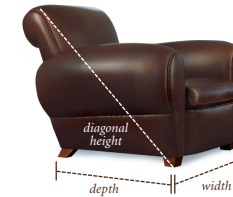
TWO

Measure height and width of all the doorways, both inside and out, through which your furniture will need to pass. Don't forget to note the dimensions of interior hallways and the presence of fixtures, banisters or interior walls that could limit entryway clearance or be obstacles to movement.



THREE

Measure furniture's height, depth and width, along with diagonal dimension (as shown below).



FOUR

Compare residence and furniture dimensions to ensure furniture will fit through all doorways and passageways.

FURNITURE

___ width x ___ depth x ___ height

___ width x ___ depth x ___ height

___ width x ___ depth x ___ height

ENTRYWAYS

___ width x ___ height

___ width x ___ height

___ width x ___ height

CLEARANCE

___ width x ___ depth x ___ height

___ width x ___ depth x ___ height

___ width x ___ depth x ___ height

Thanks for your interest in our furniture. In this complicated world, we strive to make your Restoration Hardware furniture buying experience as smooth and easy as possible.

So, if you have any questions left unanswered, please give us a call at 1.877.747.4671 and let one of our furniture specialists help you get the information you need.