



CHARACTERISTICS

Our Indonesian teak originates from forests regulated by Indonesia’s Sustainable Forest Management (SFM/ PHPL) and Verification of Timber Legality (TLAS/SVLK) systems, designed to promote the sustainability of future teak harvests while ensuring legal trade.

RH’s Natural Teak highlights the beauty and grain of solid teak. Due to natural variations in the wood, graining and color may differ between pieces.

Natural Teak weathers to a beautiful silver-grey patina over time. This weathering process will vary depending on climate, exposure to the elements, and commitment to care and maintenance.

Sealed Natural Teak is our Natural Teak coated with a protective sealant. We strongly recommend re-sealing once every year to maintain the original finish. If left uncovered and unsealed, the finish will wear away over time and acquire a silvery-grey patina.

Teak expands and contracts with changes in climate. Shrinking of the wood can result in hairline cracks in the assembly joints or the grain of the wood itself. This does not affect the structural integrity of the frame’s construction.

We strongly recommend using our custom-fit outdoor covers to protect furniture from the elements and minimize aging.



NATURAL TEAK
(NEW)



NATURAL TEAK
(AT 6 MONTHS)



NATURAL TEAK
(AT 1 YEAR)

OIL SURFACING

Teak is dense and has a high oil content, which makes it particularly suitable for outdoor use. The natural oils prevent rotting and provide resistance to fungus, termites and wood-boring pests. The natural oils in teak may surface as a result of exposure to rain and humidity and appear like water stains.

Oil content can vary between pieces, so oil surfacing may recur multiple times before it naturally subsides over a period of several months.

- Address oil surfacing by rinsing the frames with water and cleaning with Golden Care® Hardwood & Teak Cleaner when it occurs
- After air drying, any residual stains can be lightly sanded with a 120-grit paper to remove them
- An application of Golden Care® Hardwood & Teak Shield will help the wood resist moisture and staining (to address surface oil on cushions, see Cushion Care & Maintenance)

CARE & MAINTENANCE

Golden Care® Hardwood & Teak Cleaner and Golden Care® Hardwood & Teak Shield applied at the beginning and end of each season will help maintain the original quality of teak and increase surface resistance to moisture, UV rays, mold, mildew, and food and drink stains. Application of Golden Care® Teak Protector will help maintain the original color of teak.

To keep the surfaces clean from dirt, mold and mildew, periodically hose with water and Golden Care® Hardwood & Teak Cleaner, scrubbing in the directions of the grain.

For stubborn areas, use our AR Power Washer to clean. Hold the power washer approximately 30" away from the furniture and do not exceed 1200 PSI. Rinse, and then allow to sun-dry.

Exposure to moisture over time can raise the wood grain. A light sanding with fine 120-grit sandpaper smooths the surface.

RECOMMENDATIONS

- Avoid letting water stand on the surface of furniture and cushions.
- As with all RH Outdoor purchases, we recommend using our custom furniture covers when items are not in use; furniture, cushions and covers should be clean and dry before covering.
- Cushions should be removed – whenever possible - before covering the frames for longer than a few days to avoid mold and mildew build-up
- If cushions get wet, tip them on their sides with the zipper facing down and unzipped to ensure that all water drains.



CHARACTERISTICS

Our Indonesian teak originates from forests regulated by Indonesia’s Sustainable Forest Management (SFM/ PHPL) and Verification of Timber Legality (TLAS/SVLK) systems, designed to promote the sustainability of future teak harvests while ensuring legal trade.

Teak is dense and has a high oil content, which makes it particularly suitable for outdoor use. The natural oils prevent rotting and provide resistance to fungus, termites and wood-boring pests.

RH’s Weathered Teak finish is hand applied to our teak frames using a wire brush to distress the wood before applying a multilayered painted finish, achieving a weathered look.

RH’s Aged Teak finish is created by lightly wire-brushing the surface of the teak and then applying layers of pigment and sealant to achieve the natural weathered tones of wood left exposed to the elements. This process celebrates the wood’s rich character. Imperfections such as hairline cracks may be present.

Teak expands and contracts with changes in climate. Shrinking of the wood can result in hairline cracks in the assembly joints or the grain of the wood itself. This does not affect the structural integrity of the frame’s construction.


Moisture contributes to the natural expansion and contraction of both the teak and the painted finish, which can result in hairline cracks in the finish.

As with any painted finish, our Weathered Teak and Aged Teak finishes will fade and wear with exposure to the elements. As the finish flakes off, the natural teak underneath will become exposed and start to turn grey. The rate at which the finish weathers will vary depending upon climate, exposure and commitment to care and maintenance. This weathering process is accelerated when furniture is left untreated or uncovered.

We strongly recommend using our custom-fit outdoor covers to protect furniture from the elements and minimize aging.




AGED TEAK FINISH
(NEW)



WEATHERED TEAK FINISH
(NEW)



WEATHERED TEAK FINISH
(WITH SOME MAINTENANCE)



WEATHERED TEAK FINISH
(WITH NO MAINTENANCE)

CARE & MAINTENANCE

Once the weathering of the finish begins, we recommend the following:

- Hose down the furniture (DO NOT use a power washer) and clean with Golden Care® Hardwood & Teak Cleaner using a sponge or soft scrub brush to remove dirt and loose paint, ensuring a clean surface. Allow the surface to dry for 24 hours.
- If exposure to moisture over time has raised the wood grain, sand lightly with 120-grit sandpaper.
- Apply Golden Care® Instant Grey to maintain the color of your finish. Allow to air dry for 24 hours.
- Apply Golden Care® Hardwood & Teak Shield to protect from UV rays, mold and mildew, and food and drink stains.

RECOMMENDATIONS

- Avoid letting water stand on the surface of furniture and cushions.
- Do not allow wet cushions to sit on a frame for extended periods of time, as trapped moisture will contribute to the deterioration of the finish.
- As with all RH Outdoor purchases, we recommend using our custom furniture covers for teak items when not in use; furniture cushions and covers should be clean and dry before covering.
- Cushions should be removed - whenever possible - before covering the frames for longer than a few days to avoid mold and mildew build-up.
- If cushions get wet, tip them on their sides with the zipper facing down and unzipped to ensure that all water drains.



CHARACTERISTICS

Our Indonesian teak originates from forests regulated by Indonesia's Sustainable Forest Management (SFM/PHPL) and Verification of Timber Legality (TLAS/SVLK) systems, designed to promote the sustainability of future teak harvests while ensuring legal trade.

RH's Drifted Natural Teak highlights the beauty and grain of solid teak. Due to natural variations in the wood, graining and color may differ between pieces.

Drifted Natural Teak is untreated, premium teak with deep texture that highlights the wood's rich grain.

Drifted Natural Teak weathers to a beautiful silver-grey patina over time. This weathering process will vary depending on climate, exposure to the elements, and commitment to care and maintenance.

Teak expands and contracts with changes in climate. Shrinking of the wood can result in hairline cracks in the assembly joints or the grain of the wood itself. This does not affect the structural integrity of the frame's construction.

We strongly recommend using our custom-fit outdoor covers to protect furniture from the elements and minimize aging.



DRIFTED NATURAL TEAK
(NEW)



DRIFTED NATURAL TEAK
(AT 3 MONTHS)



DRIFTED NATURAL TEAK
(AT 1 YEAR)

CARE & MAINTENANCE

Golden Care® Hardwood & Teak Cleaner and Golden Care® Hardwood & Teak Shield applied at the beginning and end of each season will help maintain the original quality of teak and increase surface resistance to moisture, UV rays, mold, mildew, and food and drink stains. Application of Golden Care® Teak Protector will help maintain the original color of teak.

To keep the surfaces clean from dirt, mold and mildew, periodically hose with water and Golden Care® Hardwood & Teak Cleaner, scrubbing in the directions of the grain.

For stubborn areas, use our AR Power Washer to clean. Hold the power washer approximately 30" away from the furniture and do not exceed 1200 PSI. Rinse, and then allow to sun-dry.

Exposure to moisture over time can raise the wood grain. A light sanding with fine 120-grit sandpaper smooths the surface.

RECOMMENDATIONS

- Avoid letting water stand on the surface of furniture and cushions.
- As with all RH Outdoor purchases, we recommend using our custom furniture covers when items are not in use; furniture, cushions and covers should be clean and dry before covering.
- Cushions should be removed – whenever possible - before covering the frames for longer than a few days to avoid mold and mildew build-up
- If cushions get wet, tip them on their sides with the zipper facing down and unzipped to ensure that all water drains.



CHARACTERISTICS

Our Indonesian teak originates from forests regulated by Indonesia’s Sustainable Forest Management (SFM/PHPL) and Verification of Timber Legality (TLAS/SVLK) systems, designed to promote the sustainability of future teak harvests while ensuring legal trade.

Teak is dense and has a high oil content, which makes it particularly suitable for outdoor use. The natural oils prevent rotting and provide resistance to fungus, termites and wood-boring pests.

RH’s Drifted Weathered Teak finish is hand applied to our teak frames using a wire brush to distress the wood before applying a multilayered painted finish, achieving a weathered look.


Drifted Weathered Teak is a handcrafted, multistep finish with deep texture that highlights the wood’s rich grain. If left uncovered, our Drifted Weathered Teak finish will wear away with exposure to the elements. Once the applied finish has worn off, the furniture will begin to acquire the beautiful silvery-grey patina that is typical of untreated teak.

Teak expands and contracts with changes in climate. Shrinking of the wood can result in hairline cracks in the assembly joints or the grain of the wood itself. This does not affect the structural integrity of the frame’s construction.

Moisture contributes to the natural expansion and contraction of both the teak and the painted finish, which can result in hairline cracks in the finish.

As with any painted finish, our Drifted Weathered Teak finish will fade and wear with exposure to the elements. As the finish flakes off, the natural teak underneath will become exposed and start to turn grey. The rate at which the finish weathers will vary depending upon climate, exposure and commitment to care and maintenance. This weathering process is accelerated when furniture is left untreated or uncovered.


We strongly recommend using our custom-fit outdoor covers to protect furniture from the elements and minimize aging.



DRIFTED WEATHERED
TEAK FINISH
(NEW)



DRIFTED WEATHERED
TEAK FINISH
(WITH SOME MAINTENANCE)



DRIFTED WEATHERED
TEAK FINISH
(WITH NO MAINTENANCE)

CARE & MAINTENANCE

Once the weathering of the finish begins, we recommend the following:

- Hose down the furniture (DO NOT use a power washer) and clean with Golden Care® Hardwood & Teak Cleaner using a sponge or soft scrub brush to remove dirt and loose paint, ensuring a clean surface. Allow the surface to dry for 24 hours.
- If exposure to moisture over time has raised the wood grain, sand lightly with 120-grit sandpaper.
- Apply Golden Care® Instant Grey to maintain the color of your finish. Allow to air dry for 24 hours.
- Apply Golden Care® Hardwood & Teak Shield to protect from UV rays, mold and mildew, and food and drink stains.

RECOMMENDATIONS

- Avoid letting water stand on the surface of furniture and cushions.
- Do not allow wet cushions to sit on a frame for extended periods of time, as trapped moisture will contribute to the deterioration of the finish.
- As with all RH Outdoor purchases, we recommend using our custom furniture covers for teak items when not in use; furniture cushions and covers should be clean and dry before covering.
- Cushions should be removed - whenever possible - before covering the frames for longer than a few days to avoid mold and mildew build-up.
- If cushions get wet, tip them on their sides with the zipper facing down and unzipped to ensure that all water drains.



CHARACTERISTICS

Our Indonesian teak originates from forests regulated by Indonesia's Sustainable Forest Management (SFM/PHPL) and Verification of Timber Legality (TLAS/SVLK) systems, designed to promote the sustainability of future teak harvests while ensuring legal trade.

RH's Rustic Teak is handcrafted using a multistep finish process.

The Rustic Teak finish weathers to a beautiful silver-grey patina over time. The weathering process will vary depending on climate, exposure to the elements, and commitment to care and cleaning.

Surface areas that are exposed to rain may lose their finish more quickly. Rinsing the furniture with a hose after a rain shower can slow this process.

Teak expands and contracts with changes in climate. Shrinking of the wood can result in hairline cracks in the assembly joints or the grain of the wood itself. This does not affect the structural integrity of the frame's construction.

We strongly recommend using our custom-fit outdoor covers to protect furniture from the elements and minimize aging.



RUSTIC TEAK FINISH
(NEW)



RUSTIC TEAK FINISH
(AFTER 1 YEAR)

OIL SURFACING

Teak is dense and has a high oil content, which makes it particularly suitable for outdoor use. The natural oils prevent rotting and provide resistance to fungus, termites and wood-boring pests.

No oil blocker is used in the Rustic Teak finishing process. Therefore, the natural oils in teak may surface as a result of exposure to rain and humidity and appear like water stains.

Oil content can vary between pieces, so oil surfacing may recur multiple times before it naturally subsides over a period of several months.

- Address oil surfacing by rinsing the frames with water and cleaning with Golden Care® Hardwood & Teak Cleaner when it occurs.
- An application of Golden Care® Hardwood & Teak Shield will help the wood resist moisture and staining (to address surface oil on cushions, see Outdoor Cushion Care & Maintenance).



OIL SURFACING

CARE & MAINTENANCE

Golden Care® Hardwood & Teak Cleaner and Golden Care® Hardwood & Teak Shield applied at the beginning and end of each season will help maintain the quality of the teak and increase surface resistance to moisture, mold, mildew, and food and drink stains.

To keep the surfaces clean from dirt, mold and mildew, periodically hose with water and Golden Care® Hardwood & Teak Cleaner, scrubbing with a sponge in the directions of the grain.

Do not use a power washer, as this will damage the finish.

Exposure to moisture over time can raise the wood grain. A light sanding with fine 120-grit sandpaper smooths the surface.

RECOMMENDATIONS

- Avoid letting water stand on the surface of furniture and cushions.
- As with all RH Outdoor purchases, we recommend using our custom furniture covers when items are not in use; furniture, cushions and covers should be clean and dry before covering.
- Cushions should be removed - whenever possible - before covering the frames for longer than a few days to avoid mold and mildew build-up.
- If cushions get wet, tip them on their sides with the zipper facing down and unzipped to ensure that all water drains.